CATALOGO PARTI DI RICAMBIO
PARTS CATALOG
CATALOGUE PIECES DE RECHANGE
ERSATZTEILKATALOG

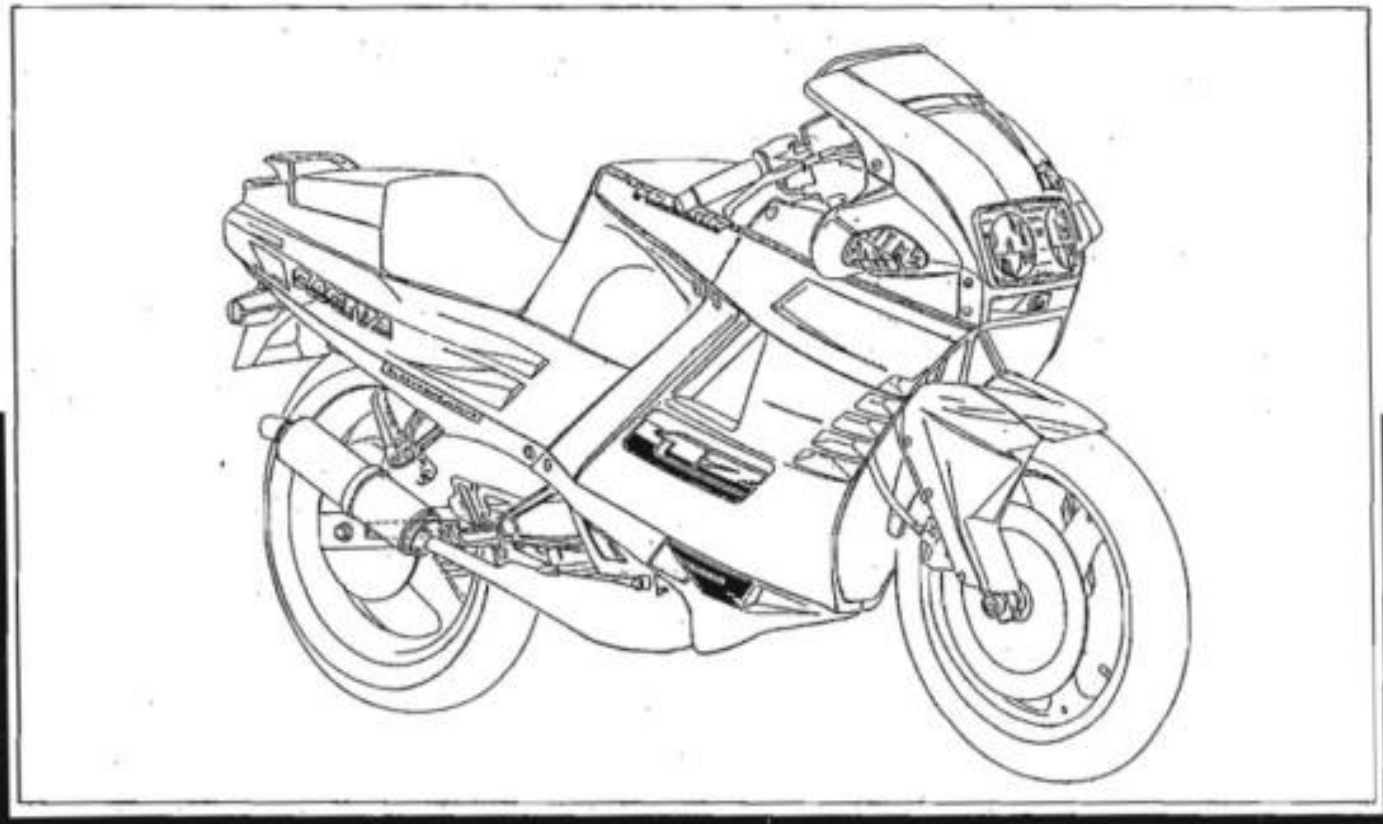

CAGIVA

FRECCIA 125-C12R-6 SPEED

Tavola Drawing Table Bild	DENOMINAZIONE	DESCRIPTION	DESIGNATION	BEZEICHNUNG	PAG.
1	ATTREZZI DI ASSISTENZA	SERVICE TOOLS	OUTILS D'ASSISTANCE	HILFAUSRÜSTUNG	5
2	TESTA, CILINDRO, PISTONE, MANOVELLISMO	CYLINDER HEAD, CYLINDER, PISTON, CRANKSHAFT	CULASSE, CYLINDRE, PISTON, VILEBREQUIN	ZYLINDERKOPF, ZYLINDER, KOLBEN, KURBELWELLE	7
3	DISTRIBUZIONE	VALVE TIMING	DISTRIBUTION	VENTILSTEUERUNG	13
4	RAFFREDDAMENTO	COOLING	REFROIDISSEMENT	WASSERKUHLUNG	15
5	BASAMENTO	CRANKCASE	CARTER	GEHÄUSE	17
6	COPERCHI BASAMENTO	CRANKCASE COVERS	COUVERCLES CARTER	GEHÄUSEDECKEL	21
7	FRIZIONE, CONTRALBERO, TRASM. PRIMARIA	CLUTCH, LAYSHAFT PRIMARY DRIVE	EMBRAYAGE, ARBRE DE BAL., TRASMISSION PRIMARIE	KUPPLUNG, VORGELEGEWELLE, ERSTERANTRIEB	23
8	CAMBIO	TRANSMISSION	BOITE DE VITESSE	WECHSELGETRIEBE	25
9	COMANDO CAMBIO	SHIFTER	COMMANDE DE VITESSE	GANGSCHALTUNG	29
10	LUBRIFICAZIONE	OIL PUMP AND DRIVE	POMPE HUILE	MOTORSCHMIERUNG	33
11	MOTORINO AVVIAMENTO, ALTERNATORE	ALTERNATOR, STARTING MOTOR	MOTEUR DE DEMARRAGE, ALTERNATEUR	ALTERNATORANLAßMOTOR	35
12	CARBURATORE	CARBURETOR	CARBURATEUR	VERGASER	39
13	FILTRO ARIA	AIR FILTER	FILTRE AIRE	AIRFILTER	43
14	TELAIO, PEDANE	FRAME, FOOT RESTS	CADRE, REPOSE PIEDS	RAHMEN, FUSSBRETT	45
15	SOSPENSIONE ANTERIORE	FRONT FORK ASSEMBLY	SUSPENSION AVANT	VORDERTELESKOPGABEL	49
16	FORCELLONE E SOSPENSIONE POSTERIORE	SWING ARM AND REAR SUSPENSION	FOURCHE ET SUSPENSION ARRIERE	GABEL UND HINTERAUFHÄNGUNG	53
17	MANUBRIO E COMANDI	HANDLEBAR AND CONTROLS	GUIDON ET COMMANDES	LENKER UND STEUERORGANE	57
18	CARENATURA, FRECCE ANT., SPECCHIETTI	FENDERS, FRONT BLINKLIGHT LIGHTS, DRIVING MIRRORS	CARENATURE, FEUX DE DIRECTIONS AV., RETROVISEUR	VERKLEIDUNG, HINTER LICHT, RUCHBLINKSPIEGEL	61
19	SELLA, PARAFANGHI	SEAT, CHAIN GUARD	SIÈGE, GARDE-BOUES	SATTEL, KOTFLÜGEL	65
20	SERBATOIO, ALIMENTAZIONE	GAS TANK, FEED	RESERVOIR, ALIMENTATION	KRAFTSTOFFBEHÄLTER, ZUFUEHRUNG	67
21	SCARICO	EXHAUST SYSTEM	TUYAU D'ECHAPPEMENT	AUSPUFFROHR	69
22	RUOTA ANTERIORE, FRENO IDRAULICO ANTERIORE	FRONT WHEEL, FRONT HYDRAULIC BRAKE	ROUE AV., FREIN HYDRAULIQUE AVANT	VORTERRAD, VORTERBREMSE	71
23	RUOTA POSTERIORE	REAR WHEEL	ROUE ARRIÉRE	HINTERRAD	73
24	FRENO IDRAULICO POSTERIORE	REAR HYDRAULIC BRAKE	FREIN HYDRAULIQUE ARRIERE	HINTERBREMSE	75
25	FANALE ANTERIORE, STRUMENTI, INTERRUTTORE A CHIAVE	FRONT LIGHT, INSTRUMENTS, IGNITION SWITCH	FEU AV., INSTRUMENTS, CONTACTEUR D'ALLUMAGE	SWEISERLAMPE, INSTRUMENTEN, ZUNDSCHALTER	79
26	FANALE POSTERIORE	TAIL LIGHT	FEU AR.	RUCKLICHT	83
27	IMPIANTO ELETTRICO, PARTE ELETTRICA	ELECTRIC SYSTEM, ELECTRIC PART	INSTALLATION ELECTRIQUE, PARTIE ELECT.	ELEKTRISCHE ANLAGE, ELECTRISCHETEIL	85
28	DECALCOMANIE PER 125-ANNIVERSARY	TRIM FOR 125-ANNIVERSARY	DÉCALCOMANIE POUR 125-ANNIVERSARY	ABZIEHBILD FÜR 125-ANNIVERSARY	89
29	CARATTERISTICHE TECNICHE	TECHNICAL DATA	DONNEES TECHNIQUES	TECHNISCHE DATEN	92

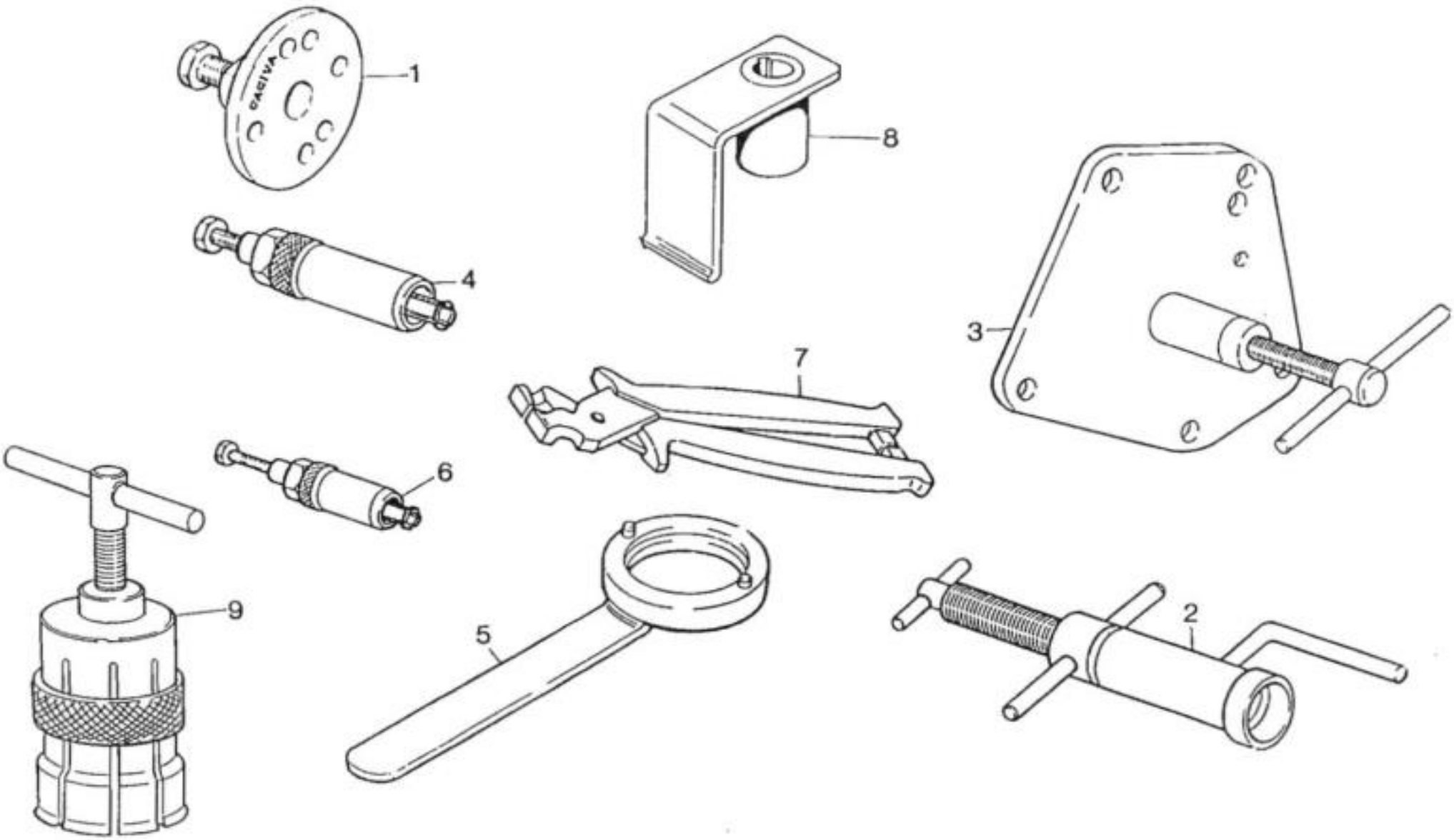
1
8
4
3
7
6
9
5
2

Note Notes Notes Marke	Index No. Pos. Pos.	Code N. Part. No. N. Cod Best. Nr.	Code N. Part. No. N. Cod Best. Nr.	DENOMINAZIONE	DESCRIPTION	DESIGNATION	BEZEICHNUNG	Q.ty Q.tà Q.te M.ge	Validity Validità Validité Gültig
	1		8000 51614	Estrattore volano	Rotor puller	Extracteur pour volant	Auszieher fur Schwungrad	1	
	2		8000 33047	Attrezzo mont.alb. motore nel carter dx.	Installing tool crankshaft right	Outil mont. vilebrequin demicarter D.	Kurberwelle Auszutaten R.	1	
	3		8000 33046	Attrezzo sep.semicarter e sm. alb. moto.	Crankcase splitting tool	Outil demontage demicarter vilebrequin	Werkzeug um Halbgeh Kubelwelle auszub.	1	
	4		8000 43823	Estrattore cuscinetto a rullini alb. primario e per anello di tenuta pompa acqua	Needle bearing puller main shaft and seal ring water pump	Extracteur pour roulement à aiguilles, arbre prim. et pour bâgue d'étanchéité pompe à eau	Auszieher fur Nadelkafig Abtriebswelle und Wasserpump Manchette	1	
	5		8000 46614	Chiave smont. per volano	Rotor holding tool	Clef de blocage volant	Haltschlussel fur Schwungrad	1	
	6		8000 33054	Estrattore cuscinetto a rullini abero pompa olio	Needle bearing puller oil pump shaft extractor	Extracteur pour roulement arbre pompe à huile	Auszieher fur Nadelkafig Oelpumpenwelle	1	
	7		8000 49767	Pinza montaggio fascette	Plier installing clamp	Pince pour montage collier	Zange schelle	1	
	8		8000 48803	Attrezzo controllo fase accensione	Ignition control tool	Outil pour surveillance allumage	Kontrolle Zundung Werkzeug	1	
	9		80Y00 2271	Estrattore per cuscinetto albero motore	Tool for bearing	Extracteur pour roulement	Abzieher fur rollenlayers	1	

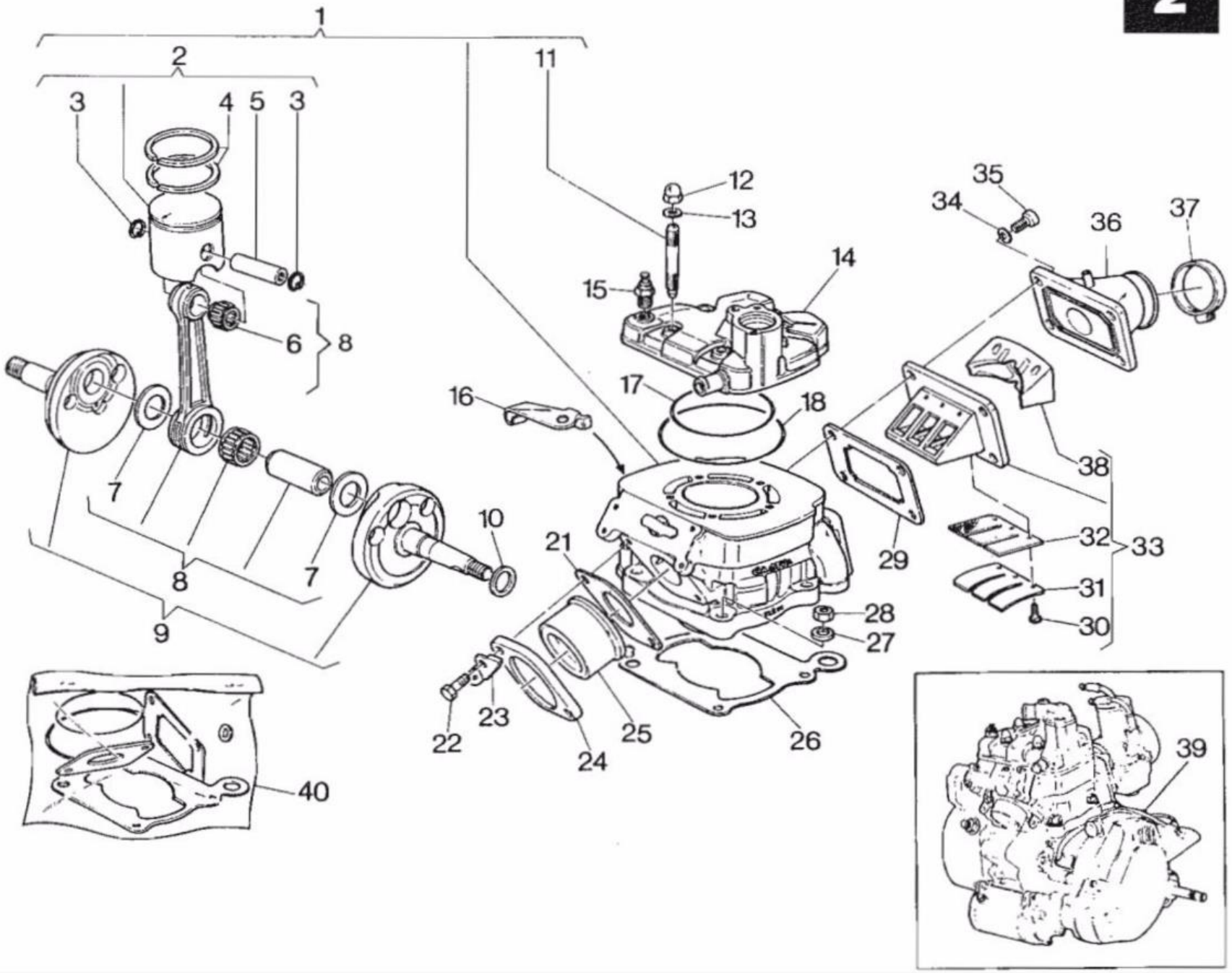
1
2
3
4
5
3
6
8
7
8
7
9
10
11
12
13
14
15
16
17
18
21
22
23
24
25
26
27
28
29
35
34
36
37
38
32
33
31
30
40
39

Note Notes Notes Marke	Index No. Pos. Pos.	Code N. Part. No. N. Cod Best. Nr.	Code N. Part. No. N. Cod Best. Nr.	DENOMINAZIONE	DESCRIPTION	DESIGNATION	BEZEICHNUNG	Q.ty Q.tà Q.te M.ge	Validity Validità Validité Gültig
	1		8000 60431	Ass. cilindro completo	Cylinder assy	Cylindre compl.	Zylinder kpl.	1	
	2	13005-R06-000	8000 54888/1	Assieme pistone A Ø 55,955	Piston assy	Piston compl.	Kolben kpl.	1	
			8000 54888/2	Assieme pistone B Ø 55,965	Piston assy	Piston compl.	Kolben kpl.	1	
			8000 54888/3	Assieme pistone C Ø 55,975	Piston assy	Piston Compl.	Kolben kpl	1	
			8000 54888/4	Assieme pistone D Ø 55,985	Piston assy	Piston compl.	Kolben kpl.	1	
	3	13115-R02-000	8000 34358	Anellino	Ring	Bague	Ring	2	
	4	13010-R06-000	800L 48494	Coppia segmenti	Piston ring set	Segments	Segment	1	
*	5	13111-R06-000	8000 37343/1	Spinotto (NERO)	Pin (BLACK)	Axe (NOIRE)	Bolzen (SCHWARZ)	1	
			8000 37343/2	Spinotto (BIANCO)	Pin (WHITE)	Axe (BLANC)	Bolzen (WEISS)	1	
			8000 37343/3	Spinotto (NERO)	Pin (BLACK)	Axe (NOIRE)	Bolzen (SCHWARZ)	1	
			8000 37343/4	Spinotto (BIANCO)	Pin (WHITE)	Axe (BLANC)	Bolzen (WEISS)	1	
			8000 37343/5	Spinotto (NERO)	Pin (BLACK)	Axe (NOIRE)	Bolzen (SCHWARZ)	1	
			8000 37343/6	Spinotto (NERO)	Pin (BLACK)	Axe (NOIRE)	Bolzen (SCHWARZ)	1	
			8000 37343/7	Spinotto (BIANCO)	Pin (WHITE)	Axe (BLANC)	Bolzen (WEISS)	1	
*	6	91102-R02-000	8000 21929/1	Cusc. a rull.per piede di biella (-2-4)	Needle bearing for small end rod	Roul. à aiguil. pour pied de biel.	Nadelkafig fur Pleuelauge	1	
			8000 21929/2	Cusc. a rull.per piede di biella (-1-3)	Needle bearing for small end rod	Roul. à aiguil. pour pied de biel.	Nadelkafig fur Pleuelauge	1	
			8000 21929/3	Cusc. a rull.per piede di biella (-1-3)	Needle bearing for small end rod	Roul. à aiguil. pour pied de biel.	Nadelkafig fur Pleuelauge	1	
			8000 21929/4	Cusc. a rull.per piede di biella (0-2)	Neddle bearing for small end rod	Roul. à aiguil. pour pied de biel.	Nadelkafig fur Pleuelauge	1	
			8000 21929/5	Cusc. a rull.per piede di biella (0-2)	Neddle bearing for small end rod	Roul. à aiguil. pour pied de biel.	Nadelkafig fur Pleuelauge	1	
			8000 21929/6	Cusc. a rull.per piede di biella (-3-5)	Needle bearing for small end rod	Roul. à aiguil. pour pied de biel.	Nadelkafig fur Pleuelauge	1	
			8000 21929/7	Cusc. a rull.per piede di biella (-3-5)	Needle bearing for small end rod	Roul. à aiguil. pour pied de biel.	Nadelkafig fur Pleuelauge	1	
	7	13202-R02-000	8000 32231	Rondella	Washer	Rondelle	Scheibe	2	
*	8	13200-R02-000	8000 54884/1	Biella motore completa (BIANCA)	Connecting rod compl. (WHITE)	Bielle compl. (BLANCHE)	Pleuelstange kpl. (WEISS)	1	
			8000 54884/2	Biella motore completa (BIANCA)	Connecting rod compl. (WHITE)	Bielle compl. (BLANCHE)	Pleuelstange kpl. (WEISS)	1	
			8000 54884/3	Biella motore completa (NERA)	Connecting rod compl. (BLACK)	Bielle compl. (NOIRE)	Pleuelstange kpl. (SCHWARZ)	1	
			8000 54884/4	Biella motore completa (NERA)	Connecting rod compl. (BLACK)	Bielle compl. (NOIRE)	Pleuelstange kpl. (SCHWARZ)	1	
			8000 54884/5	Biella motore completa (ROSSA)	Connecting rod compl. (RED)	Bielle compl. (ROUGE)	Pleuelstange kpl. (ROTE)	1	
			8000 54884/6	Biella motore completa (VERDE)	Connecting rod compl. (GREEN)	Bielle compl. (VERTE)	Pleuelstange kpl. (GRUN)	1	
			8000 54884/7	Biella motore completa (GIALLA)	Connecting rod compl. (YELLOW)	Bielle compl. (JAUNE)	Pleuelstange kpl. (GELB)	1	
	9	13000-R06-000	8000 54882	Assieme albero motore	Crankshaft assy	Vilebrequin compl.	Kurbewelle kpl.	1	

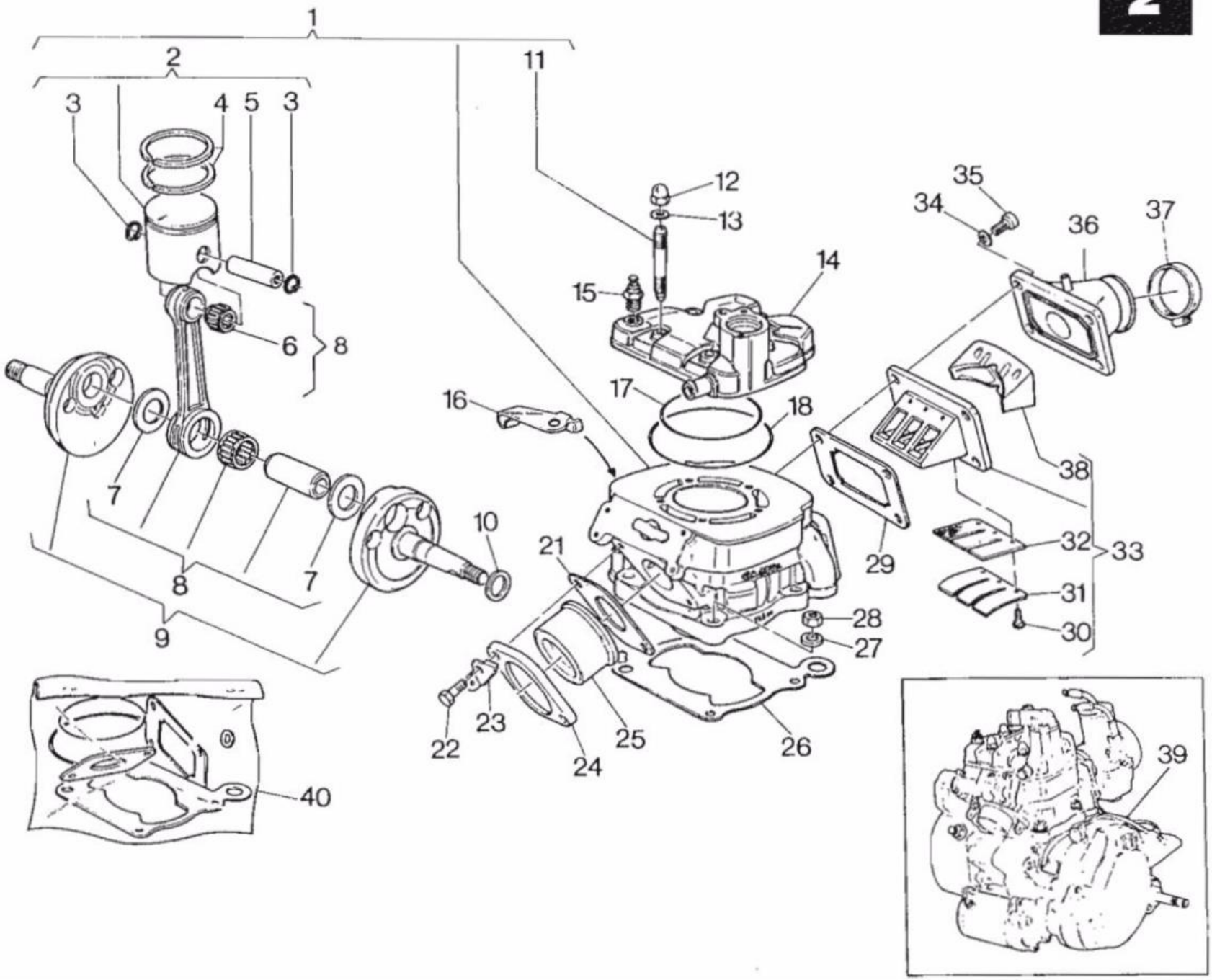
1
2
3
4
5
3
6
8
7
8
7
9
10
11
12
13
14
15
16
17
18
21
22
23
24
25
26
27
28
29
35
34
36
37
38
32
33
31
30
40
39

RUOTA ANTERIORE, FRENO IDRAULICO ANTERIORE - FRONT WHEEL, FRONT HYDRAULIC BRAKE
ROUE AV., FREIN HYDRAULIQUE AVANT - VORTERRAD, VORTERBREMSE

TAVOLA DRAWING TABLE BILD **2**

FRECCIA 125

C12R-6 SPEED

Note Notes Notes Marke	Index No. Pos. Pos.	Code N. Part. No. N. Cod Best. Nr.	Code N. Part. No. N. Cod Best. Nr.	DENOMINAZIONE	DESCRIPTION	DESIGNATION	BEZEICHNUNG	Q.ty Q.tà Q.te M.ge	Validity Validità Validité Gültig
	10	90035-R02-000	8000 10350	Rosetta di rasamento sp. 0,3 mm.	Thrust washer	Rondelle d'épaulement	Anlaufscheibe	1	
	11	90050-R06-000	8000 49556	Prigioniero	Stud bolt	Goujon prisonnier	Stiftschraube	5	
	12	90063-R06-000	60N3 15095	Dado fissaggio testa	Nut	Ecrou	Mutter	5	
	13	90022-R02-000	8000 39335	Rosetta	Washer	Rondelle	Scheibe	5	
	14	12201-R06-000	8000 54946	Testa motore	Cylinder head	Culasse	Zylinderkopf	1	
	15	16602-R02-000	8000 53249	Termistore per testa	Thermistor	Thermostat	Thermostat	1	
	16	22838-R02-000	8000 53127	Piastrina	Plate	Plaque	Platte	1	
	17	90072-R02-000	8000 38203	Guarnizione OR int. per testa	O-Ring	Bague OR	O-Ring	1	
	18	90073-R02-000	8000 47707	Guarnizione OR est. per testa	O-Ring	Bague OR	O-Ring	1	
	21	18291-R02-000	8000 38228	Guarnizione per flangia	Gasket	Joint	Dichtung	1	
	22	93201-06022-0G	60N30 1082	Vite fiss. raccordo	Screw	Vis	Schraube	2	
	23	18235-R02-000	8000 57165	Piastrina	Plate	Plaque	Platte	2	
	24	18231-R02-000	8000 46592	Flangia	Flange	Bride	Flansch	1	
	25	18233-R06-000	8000 46627	Raccordo	Union	Raccord	Anschluss	1	
	26	12191-R02-000	80B0 49557	Guarniz. base cilindro sp. 0,2 mm.	Gasket	Joint	Dichtung	1	
			80C0 49557	Guarniz. base cilindro sp. 0,3 mm.	Gasket	Joint	Dichtung	1	
			80D0 49557	Guarniz. base cilindro sp. 0,4 mm.	Gasket	Joint	Dichtung	1	
			80E0 49557	Guarniz. base cilindro sp. 0,5 mm.	Gasket	Joint	Dichtung	1	
			80F0 49557	Guarniz. base cilindro sp. 0,6 mm.	Gasket	Joint	Dichtung	1	
			80G0 49557	Guarniz. base cilindro sp. 0,7 mm.	Gasket	Joint	Dichtung	1	
			80H0 49557	Guarniz. base cilindro sp. 0,8 mm.	Gasket	Joint	Dichtung	1	
	27	90021-R02-000	8000 11276	Rosetta	Washer	Rondelle	Scheibe	4	
	28	90057-R02-000	60N3 15008	Dado fiss. cilindro	Cylinder fastening nut	Ecrou fixage cylindre	Mutter fur Zylinderbefestigung	4	
	29	17111-R02-000	8000 43067	Guarnizione per valvola	Gasket	Joint	Dichtung	1	
	30	90055-R02-000	8000 35408	Vite di fissaggio	Screw	Vis	Schraube	6	
	31	14121-R02-000	8000 43065	Piastrina	Plate	Plaque	Platte	2	

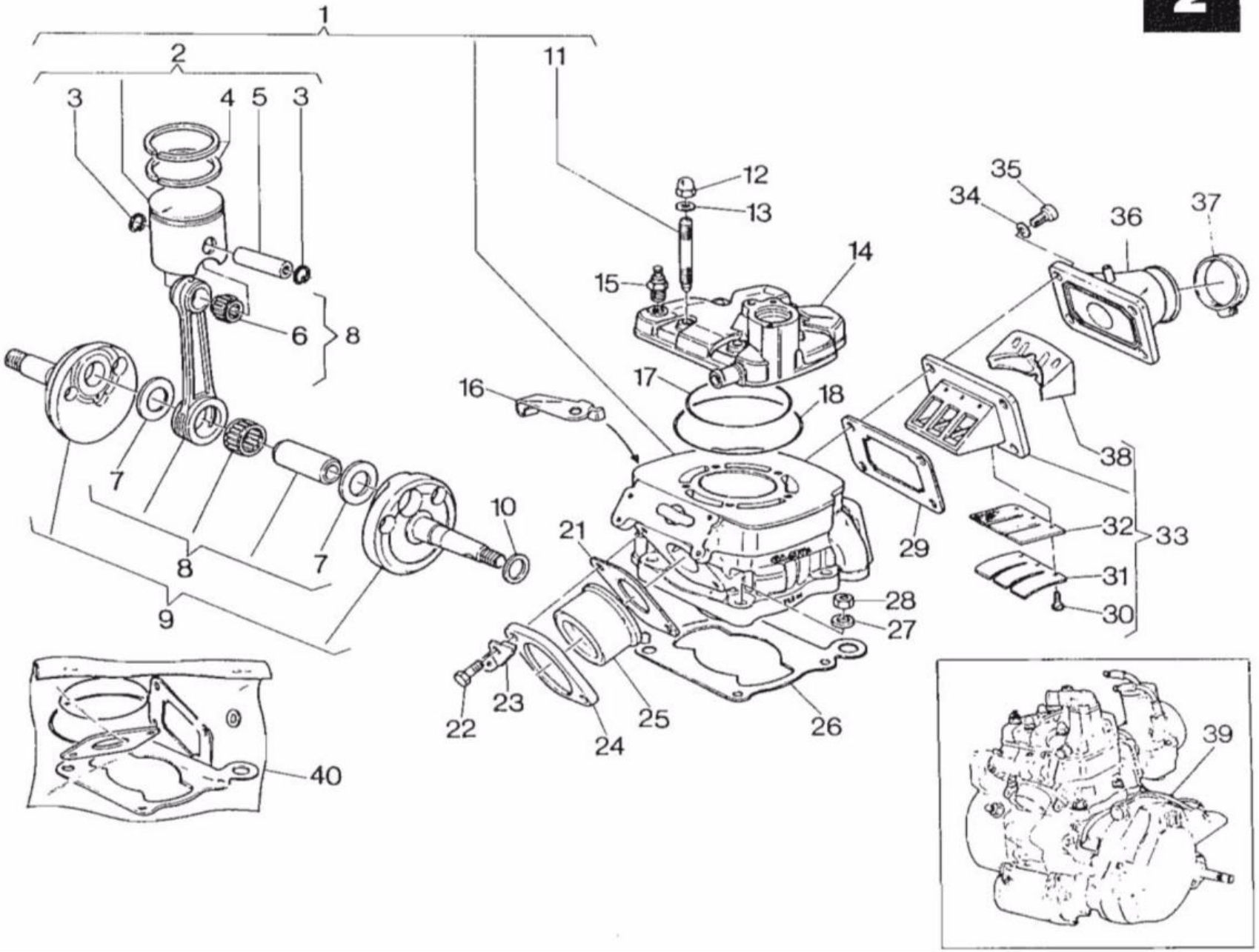
1
2
3
4
5
3
6
8
7
8
7
9
10
11
12
13
14
15
16
17
18
21
22
23
24
25
26
27
28
29
35
34
36
37
38
32
33
31
30
40
39

TESTA, CILINDRO, PISTONE, MANOVELLISMO - CYLINDER HEAD, CYLINDER, PISTON, CRANKSHAFT
CULASSE, CYLINDRE, PISTON, VILEBREQUIN - ZYLINDERKOPF, ZYLINDER, KOLBEN, KURBELWELLE

TAVOLA DRAWING TABLE BILD **2**

FRECCIA 125

C12R-6 SPEED

Note Notes Notes Marke	Index No. Pos. Pos.	Code N. Part. No. N. Cod Best. Nr.	Code N. Part. No. N. Cod Best. Nr.	DENOMINAZIONE	DESCRIPTION	DESIGNATION	BEZEICHNUNG	Q.ty Q.tà Q.te M.ge	Validity Validità Validité Gültig
	32	14111-R02-000	8000 50907	Lamella	Plate	Lame	Blattchen	2	
	33	14100-R02-000	8000 50906	Valvola aspirazione compl.	Inlet valve assy.	Soupape d'aspiration compl.	Einlassventil kpl.	1	
	34	90018-R02-000	60N3 15504	Rosetta	Washer	Rondelle	Scheibe	4	
	35	90048-R02-000	60N30 2509	Vite fiss. valvola	Screw	Vis	Schraube	4	
	36	17100-R06-000	8000 62214	Raccordo	Union	Raccord	Anschluss	1	
	37	16219-R02-000	8000 31542	Fascetta	Clamp	Collier	Schelle	1	
	38	14131-R02-000	8000 56220	Inserto	Insert	Piece	Einsatz	1	
	39	0005Z-R06-000	800L 58884	Assieme motore	Engine assy	Moteur complet	Motor kpl.	1	
	40		8000 57781	Assieme guarnizione e anelli di tenuta	Seal set assy	Jeu joint compl.	Dichtungsgruppe	1	
				★ : Fornire in accordo con la selezione riportata. (esempio: la gabbia 800021929/1 deve essere accoppiata con la biella 800054884/1 e con lo spinotto 800037343/1; lo stesso vale per le altre selezioni).	★ : Supply as per described selection. (f.i.: the bearing N° 800021929/1 must be matched with the connecting rod 800054884/1 and the piston pin N° 800037343/1; the same is valid for the other selections).	★ : Livraison à effectuer selon la sélect. citée(par ex.:le roulement N.800021929/1 doit être livré avec la bielle 800054884/1 et l'axe 800037343/1; la meme vaut pour autres sélections).	★ : Laut der angegebenen Aufstellung liefern.(z.B.:der Kafig Nr. 8000219299/1 muss zusammen mit der Pleuelstange 800054884/1 und dem Kolbenbolzen Nr. 800037343/1 gesandt werden; dasselbe gilt fuer die andere Aufstellungen).		

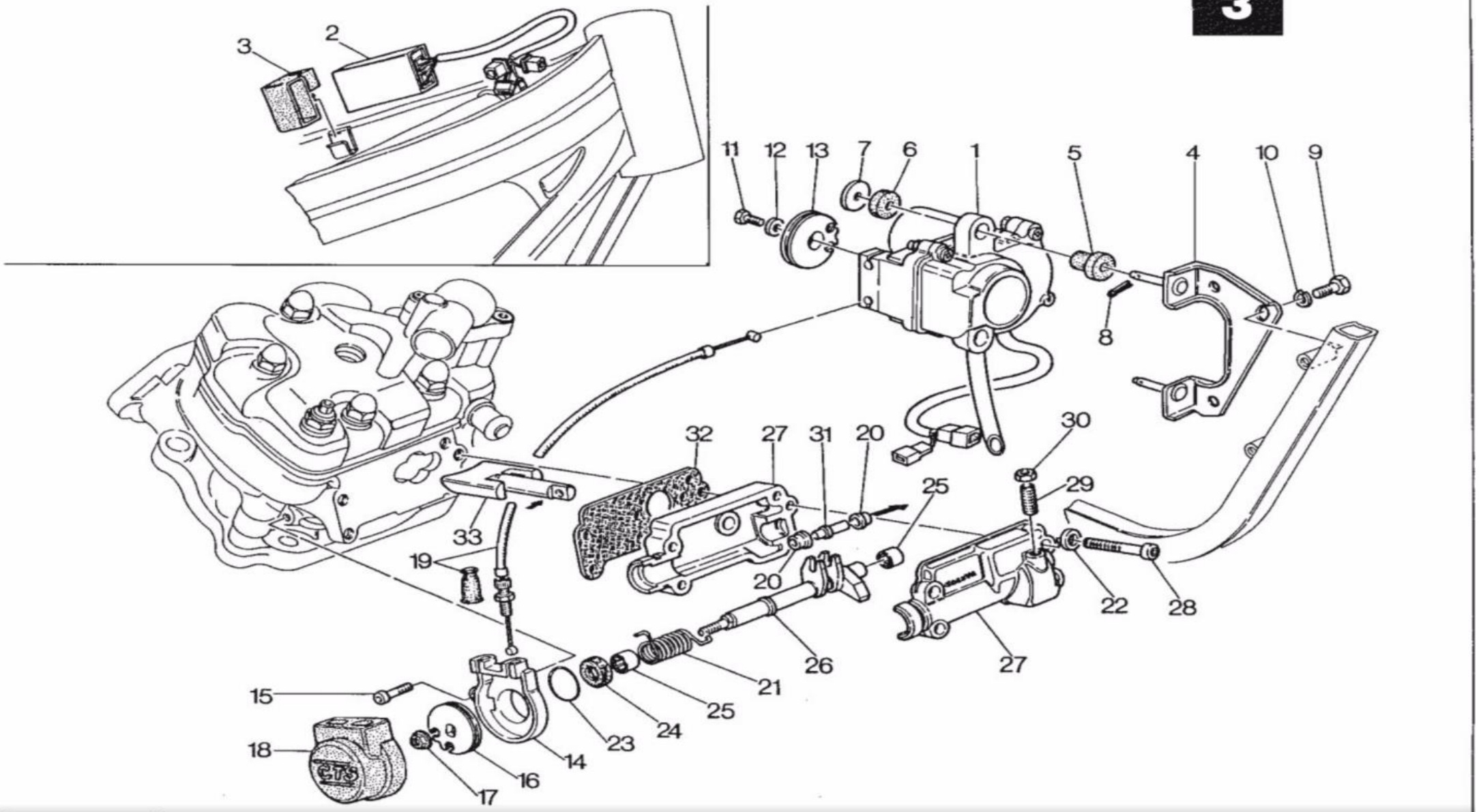
3
2
11
12
13
7
6
1
5
4
10
9
8
32
27
31
20
30
29
25
33
19
20
22
28
26
27
21
15
25
24
23
18
14
16
17

DISTRIBUZIONE - VALVE TIMING
DISTRIBUTION - VENTILSTEUERUNG

TAVOLA DRAWING TABLE BILD **3**

FRECCIA 125

C12R-6 SPEED

Note Notes Notes Marke	Index No. Pos. Pos.	Code N. Part. No. N. Cod Best. Nr.	Code N. Part. No. N. Cod Best. Nr.	DENOMINAZIONE	DESCRIPTION	DESIGNATION	BEZEICHNUNG	Q.ty Q.tà Q.te M.ge	Validity Validità Validité Gültig
	1	31800-R02-000	8000-~~59084~~ 73374	Attuatore	Actuator	Actionneur	Trieb	1	
	2	31900-R02-010	8000 ~~59093~~ 73375	Controllore apertura valvole	Valve opening rocker cam	Came ouverture soupapes	Ventiloffnungswachter	1	
	3	31902-R02-000	8000 50533	Supporto elastico	Elastic holder	Support élastique	Elasticherhalter	1	
	4	31801-R02-000	8000 60804	Supporto	Holder	Support	Halter	1	
	5	31802-R02-000	8000 59287	Antivibrante	Damper bushing	Element antivibrant	Vibrierschatzelement	2	
	6	31803-R02-000	8000 62390	Rosetta in gomma	Spring washer	Rondelle élastique	Federscheibe	2	
	7	31804-R02-000	8000 39260	Rosetta piana	Flat washer	Rondelle	Scheibe	2	
	8	31805-R02-000	8000 27353	Molletta	Spring	Ressort	Feder	2	
	9	95600-06014-08	8000 56424	Vite	Screw	Vis	Schraube	2	
	10	94111-06800	60N1 15536	Rosetta elastica	Spring washer	Rondelle élastique	Federscheibe	2	
	11	90046-R02-002-01	60N30 1050	Vite	Screw	Vis	Schraube	1	
	12	90014-R02-000	60N3 15766	Rosetta elastica	Spring washer	Rondelle élastique	Federscheibe	1	
	13	12141-R02-010	8000 54895	Carrucola	Pulley	Poulie	Fuhrungsrolle	1	
	14	12135-R02-000	8000 54894	Basetta	Button strip	Base-poussoirs	Druckknopftafel	1	
	15	90046-R02-000-02	60N30 7330	Vite	Screw	Vis	Schraube	1	
	16	12151-R02-000	8000 54896	Carrucola	Pulley	Poulie	Fuhrungsrolle	1	
	17	90062-R06-000	8000 42278	Dado	Nut	Ecrou	Mutter	1	
	18	12148-R02-000	8000 54893	Coperchio	Cover	Couvercle	Deckel	1	
	19	31390-R02-000	8000 58865	Trasmissione comando valvole	Valve control drive	Transmission commande soupapes	Ventilsteuerungsantrieb	2	
	20	12158-R02-000	8000 58048	Rotella	Roller	Galet	Radchen	2	
	21	12156-R02-000	8000 54696	Molla	Spring	Ressort	Feder	1	
	22	90015-R02-000	60N30 5503	Rosetta	Washer	Rondelle	Scheibe	4	
	23	90067-R02-000	8000 36380	Anello di tenuta	Seal ring	Bague d'étanchéité	Dichtungsring	1	
	24	90075-R02-000	8000 38519	Anello di tenuta	Seal ring	Bague d'étanchéité	Dichtungsring	1	
	25	90005-R02-000	8000 31748	Cuscinetto a rullini	Needle bearing	Roulement à aiguilles	Nadelkafig	2	
	26	12157-R02-000	8000 60430	Perno	Pin	Pivot	Stift	1	
	27	12170-R02-000	8000 58861	Assieme supp. e coperchio	Holder and cover assy	Support et couvercle compl.	Halter u. Deckel kpl.	1	
	28	90046-R02-000-04	60N30 2489	Vite	Screw	Vis	Schraube	4	
	29	90047-R02-000	8000 49917	Vite	Screw	Vis	Schraube	1	
	30	90056-R02-000	60N3 15151	Dado	Nut	Ecrou	Mutter	1	
	31	12159-R02-000	8000 58046	Perno	Pin	Pivot	Stift	1	
	32	12169-R02-000	8000 47716	Guarnizione	Gasket	Joint	Dichtung	1	
	33	12173-R06-000	8000 58061	Valvola scarico	Exhaust valve	Soupape échappement	Auslass-Ventil	1	

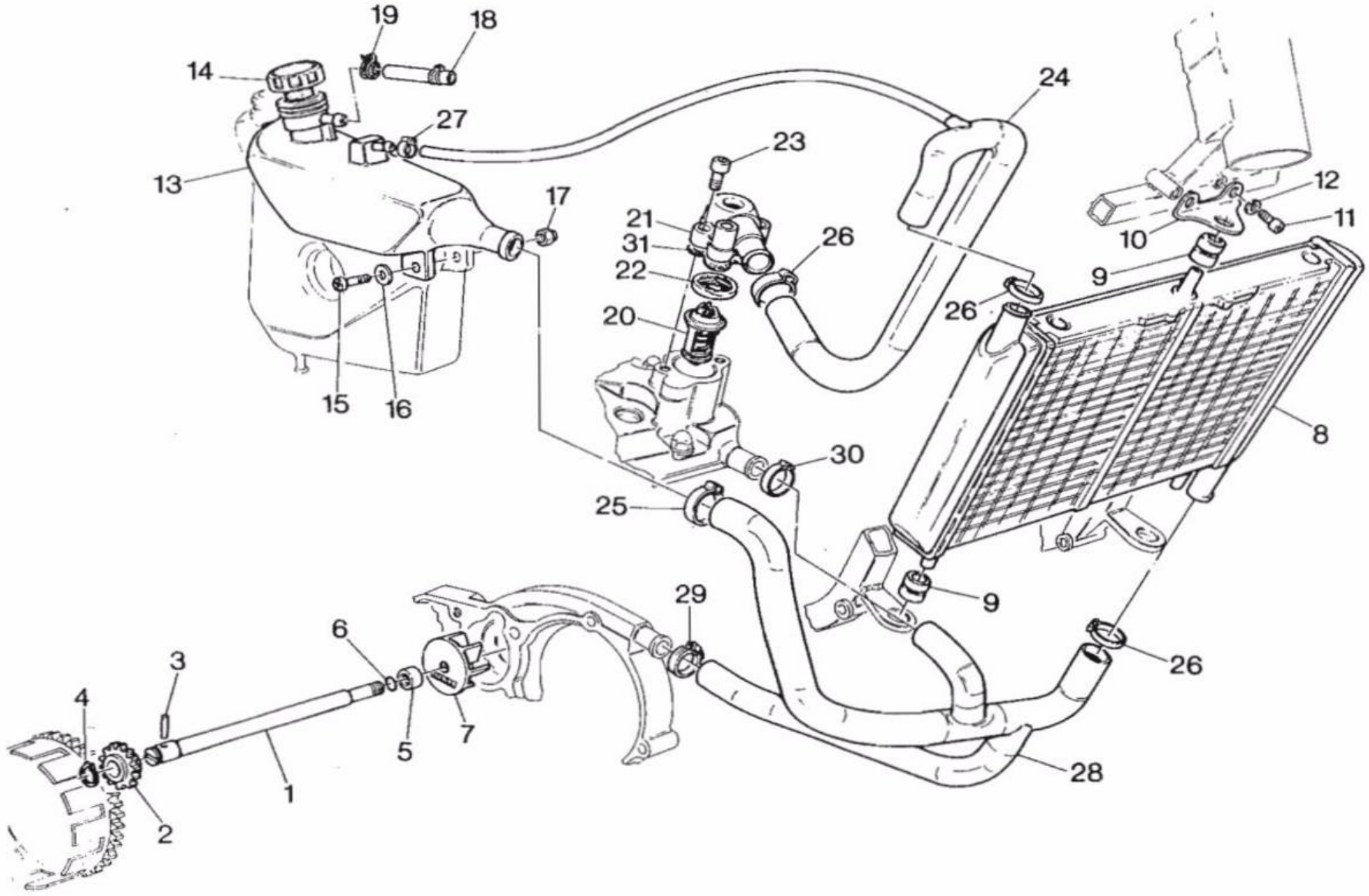
19
18
14
27
13
17
24
23
21
31
22
20
26
12
11
10
9
26
15
16
8
30
25
9
29
6
3
4
5
7
1
2
26
28

SEE MORE 4 SHAR

RAFFREDDAMENTO - COOLING
REFROIDISSEMENT - WASSERKÜHLUNG

TAVOLA DRAWING TABLE BILD **4**

FRECCIA 125

C12R-6 SPEED

Note Notes Notes Marke	Index No. Pos. Pos.	Code N. Part. No. N. Cod Best. Nr.	Code N. Part. No. N. Cod Best. Nr.	DENOMINAZIONE	DESCRIPTION	DESIGNATION	BEZEICHNUNG	Q.ty Q.tà Q.te M.ge	Validity Validità Validité Gültig
	1	23241-R02-000	8000 42257	Albero pompa acqua	Water pump shaft	Arbre pompe eau	Wasserpumpenwelle	1	
	2	23244-R02-000	8000 42285	Ingranaggio Z = 13	Gear	Engrenage	Zahnwerk	1	
	3	23245-R02-000	8000 42259	Rullino	Needle roller	Rolleau	Nadelrolle	1	
	4	94510-12000	60N2 21202	Anello elastico	Elastic ring	Bague élastique	Elastischer Ring	1	
	5	23247-R02-000	8000 38216	Distanziale	Spacer	Entretoise	Distanzstuck	1	
	6	90065-R02-000	8000 34083	Anello OR	«O» Ring	Joint «OR»	«O» Ring	1	
	7	23251-R02-000	8000 47841	Girante	Rotor	Couronne	Windrad	1	
	8	19500-R02-000	8000 56457	Radiatore	Radiator	Radiateur	Kuhler	1	
	9	32105-R02-000	8000 53726	Silent block	Silent block	Silent block	Silentblock	1	
	10	19502-R02-000	8000 53616	Piastrina	Plate	Plaque	Platte	3	
	11	96700-06014-08	60N10 2506	Vite	Screw	Vis	Schraube	1	
	12	94111-06800	60N1 15536	Rosetta elastica	Spring washer	Rondelle élastique	Federscheibe	2	
	13	19510-R02-000	8000 53739	Serbatoio liquido raffreddamento	Tank	Réservoir	Tank	1	
	14	19507-R02-000	8000 53734	Tappo	Plug	Bouchon	Verschluss	1	
	15	96700-06022-08	60N10 7336	Vite	Screw	Vis	Schraube	1	
	16	32104-R02-000	8000 21535	Rosetta	Washer	Rondelle	Scheibe	2	
	17	90204-R02-000	8000 56412	Dado autofrenante	Nut	Ecrow	Mutter	1	
	18	95003-19060-10	8000 55727	Tubetto sfiato	Exhaust pipe	Tuyau d'échappement	Entluftungsschlauch	1	
	19	19509-R02-000	8000 40432	Fascetta	Clamp	Collier	Schelle	1	
	20	12261-R02-000	8000 47686	Termostato	Thermo-switch	Thermostate	Thermostat	1	
	21	12267-R02-000	8000 56188	Coperchio	Cover	Couvercle	Deckel	1	
	22	12264-R02-000	8000 47701	Guarnizione	Gasket	Joint	Dichtung	1	
	23	90048-R02-000	60N30 7335	Vite	Screw	Vis	Schraube	2	
	24	19506-R02-000	8000 55729	Manicotto	Rubber	Manchon	Gummimuffe	1	
	25	19503-R02-000	8000 50453	Fascetta	Clamp	Collier	Schelle	1	
	26	19503-R02-000	8000 50454	Fascetta	Clamp	Collier	Schelle	3	
	27	17551-R02-000	8000 34017	Fascetta	Clamp	Collier	Schelle	1	
	28	19513-R02-000	8000 55728	Manicotto	Rubber	Manchon	Gummimuffe	1	
	29	19508-R02-000	8000 35751	Fascetta	Clamp	Collier	Schelle	1	
	30	19514-R02-000	8000 50445	Fascetta	Clamp	Collier	Schelle	1	
	31	12266-R02-000	8000 57536	Guarnizione	Gasket	Joint	Dichtung	1	
								1	

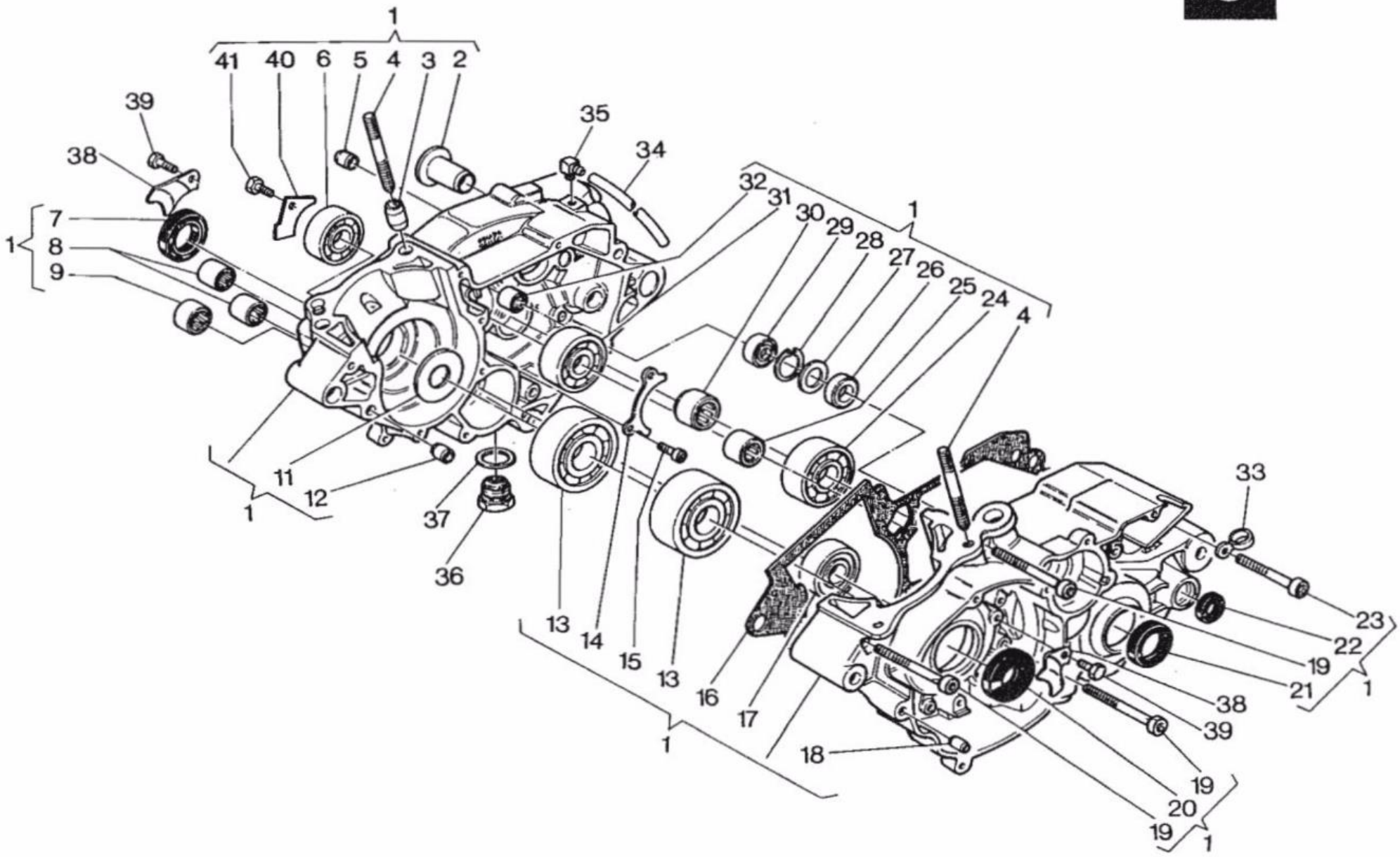
1
41
40
6
5
4
3
2
39
38
35
34
32
31
30
29
28
27
26
25
24
4
1
7
8
9
1
11
12
1
37
36
33
23
22
19
21
1
38
39
18
19
20
19
1
13
14
15
13
16
17
1

BASAMENTO - CRANKCASE
CARTER - GEHÄUSE

TAVOLA DRAWING TABLE BILD **5**

FRECCIA 125

C12R-6 SPEED

Note Notes Notes Marke	Index No. Pos. Pos.	Code N. Part. No. N. Cod Best. Nr.	Code N. Part. No. N. Cod Best. Nr.	DENOMINAZIONE	DESCRIPTION	DESIGNATION	BEZEICHNUNG	Q.ty Q.tà Q.te M.ge	Validity Validità Validité Gültig
	1		~~8000~~ 57199	Carter motore compl. 800 L	Crankcase assy	Carter compl.	Kurbelgehause kpl	1	
	2	24245-R02-000	8000 33642	Bussola per asse forcellone	Bushing	Douille	Buchse	2	
	3	90090-R02-000	8000 47708	Bussola rif. cilindro	Bushing	Douille	Buchse	2	
	4	90051-R02-000	8000 30860	Prigioniero	Stud bolt	Goujon prisonnier	Stiftschraube	4	
	5	90089-R02-000	8000 51971	Bussola	Bushing	Douille	Buchse	2	
	6	90098-R02-000	8000 53248	Cuscinetto contralbero	Bearing	Roulement	Lager	1	
	7	90080-R02-000	8000 30728	Anello di tenuta	Seal ring	Bague d'étanchéité	Dichtungsring	1	
	8	90004-R02-000	8000 47678	Boccola	Bushing	Douille	Buchse	1	
	9	90007-R02-000	8000 49016	Cuscinetto a rullini rinvio contralbero	Needle bearing	Roulement à aiguilles	Nadelkafig	1	
	11	90041-R02-000	8000 42164	Rosetta	Washer	Rondelle	Scheibe	1	
	12	90087-R02-000	80000 7719	Bussola di riferimento	Centering sleeve	Douille centrage	Zentrierhuelse	2	
	13	90100-R02-000	8000 42155	Cuscinetto albero motore	Bearing	Roulement	Lager	2	
	14	11116-R02-000	8000 48861	Piastrina	Plate	Plaque	Platte	1	
	15	90046-R02-000	60N10 2483	Vite	Screw	Vis	Schraube	2	
	16	11191-R02-000	8000 48862	Guarnizione	Gasket	Joint	Dichtung	1	
	17	90098-R02-000	8000 53248	Cuscinetto contralbero	Bearing	Roulement	Lager	1	
	18	90088-R02-000	8000 51549	Spina	Roll	Roulement	Spanrolle	2	
	19	90048-R02-000-07	60N30 2516	Vite	Screw	Vis	Schraube	3	
	20	90079-R02-000	8000 32389	Anello di tenuta	Seal ring	Bague d'étanchéité	Dichtungsring	1	
	21	90081-R02-000	8000 36357	Anello di tenuta	Seal ring	Bague d'étanchéité	Dichtungsring	1	
	22	90077-R02-000	8000 22946	Anello di tenuta	Seal ring	Bague d'étanchéité	Dichtungsring	1	
	23	90048-R02-000	60N30 2515	Vite	Screw	Vis	Schraube	8	
	24	96100-63043-00	8000 24947	Cuscinetto albero secondario	Bearing	Roulement	Lager	1	
	25	90010-R02-000	8000 37198	Cuscinetto a rullini albero primario	Needle bearing	Roulement à aiguilles	Nadelkafig	1	
	26	90078-R02-000	8000 38215	Anello di tenuta per pompa acqua	Seal ring	Bague d'étanchéité	Dichtungsring	1	
	27	90030-R02-000	8000 44978	Rosetta	Washer	Rondelle	Scheibe	1	
	28	90082-R02-000	8000 38214	Anello Seeger	Circlip	Bague d'arret	Federring	1	
	29	90001-R02-000	80000 6597	Cuscinetto albero pompa acqua	Bearing	Roulement	Lager	1	
	30	90011-R02-000	8000 36440	Cuscinetto albero secondario	Bearing	Roulement	Lager	1	
	31	90099-R02-000	8000 43382	Cuscinetto albero primario	Bearing	Roulement	Lager	1	

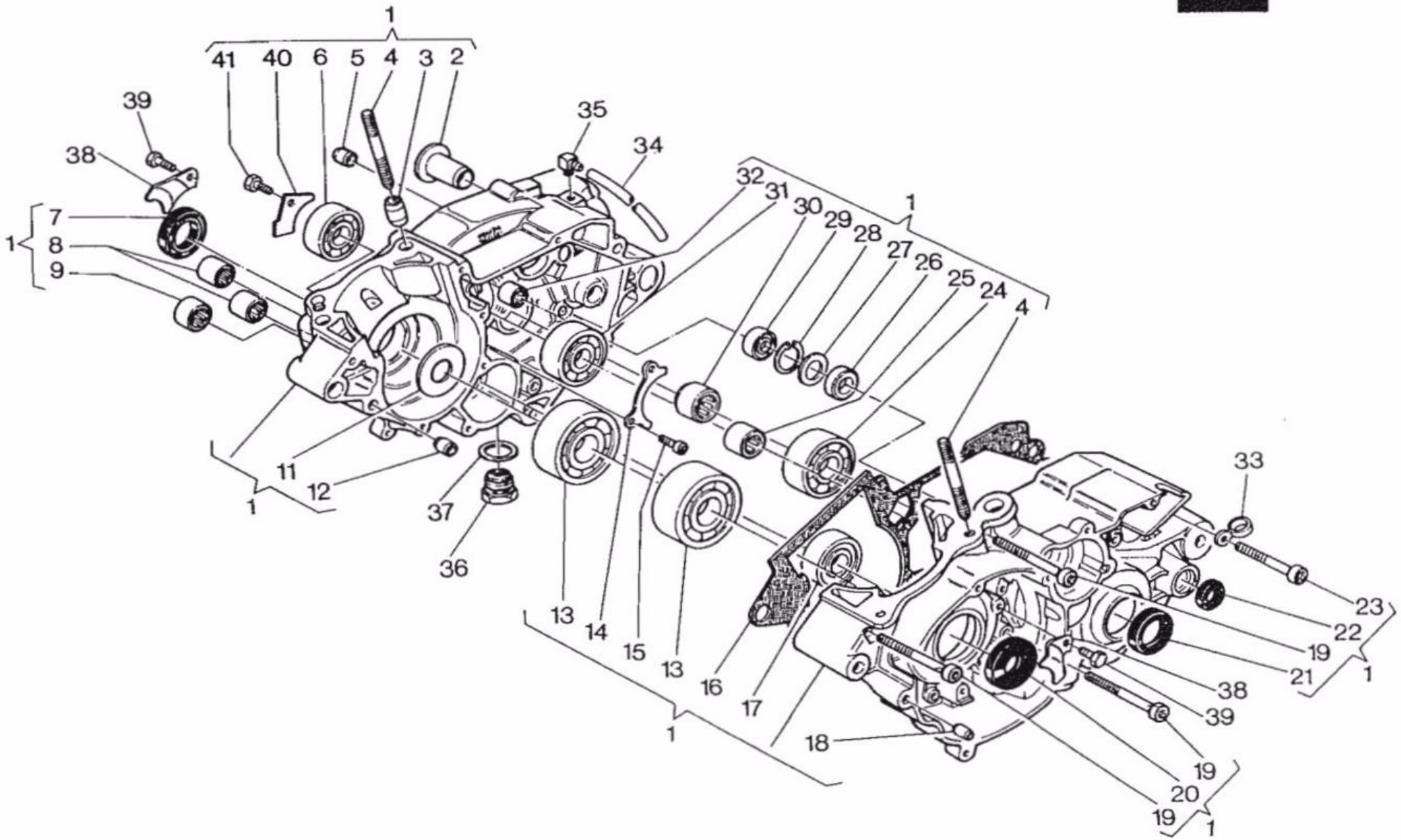
1
41
40
6
5
4
3
2
39
38
35
34
32
31
30
29
28
27
26
25
24
4
1
7
8
9
1
11
12
1
37
36
13
14
15
13
16
17
1
18
33
23
22
19
21
1
38
39
19
20
19
1

BASAMENTO - CRANKCASE
CARTER - GEHÄUSE

TAVOLA DRAWING TABLE BILD **5**

FRECCIA 125

C12R-6 SPEED

Note Notes Notes Marke	Index No. Pos. Pos.	Code N. Part. No. N. Cod Best. Nr.	Code N. Part. No. N. Cod Best. Nr.	DENOMINAZIONE	DESCRIPTION	DESIGNATION	BEZEICHNUNG	Q.ty Q.tà Q.te M.ge	Validity Validità Validité Gültig
	32	90006-R02-000	8000 33718	Boccola	Bushing	Douille	Buchse	1	
	33	11208-R02-000	8000 24319	Piastrina	Plate	Plaque	Platte	1	
	34	15761-R02-000	8000 41750	Tubetto	Tube	Tuyau	Rohr	1	
	35	11106-R02-000	8000 19620	Raccordo	Union	Raccord	Anschluss	1	
	36	92800-R02-000	8000 57182	Tappo magnetico	Plug	Bouchon	Verschluss	1	
	37	90032-R02-000	80000 6725	Rosetta	Washer	Rondelle	Scheibe	1	
	38	11207-R02-000	8000 46393	Piastrina	Plate	Plaque	Platte	2	
	39	92201-R02-000	60N10 1878	Vite di fissaggio	Screw	Vis	Schraube	2	
	40	11117-R02-000	8000 48848	Piastrina	Plate	Plaque	Platte	1	
	41	93201-R02-000	60N10 1078	Vite di fissaggio	Screw	Vis	Schraube	1	

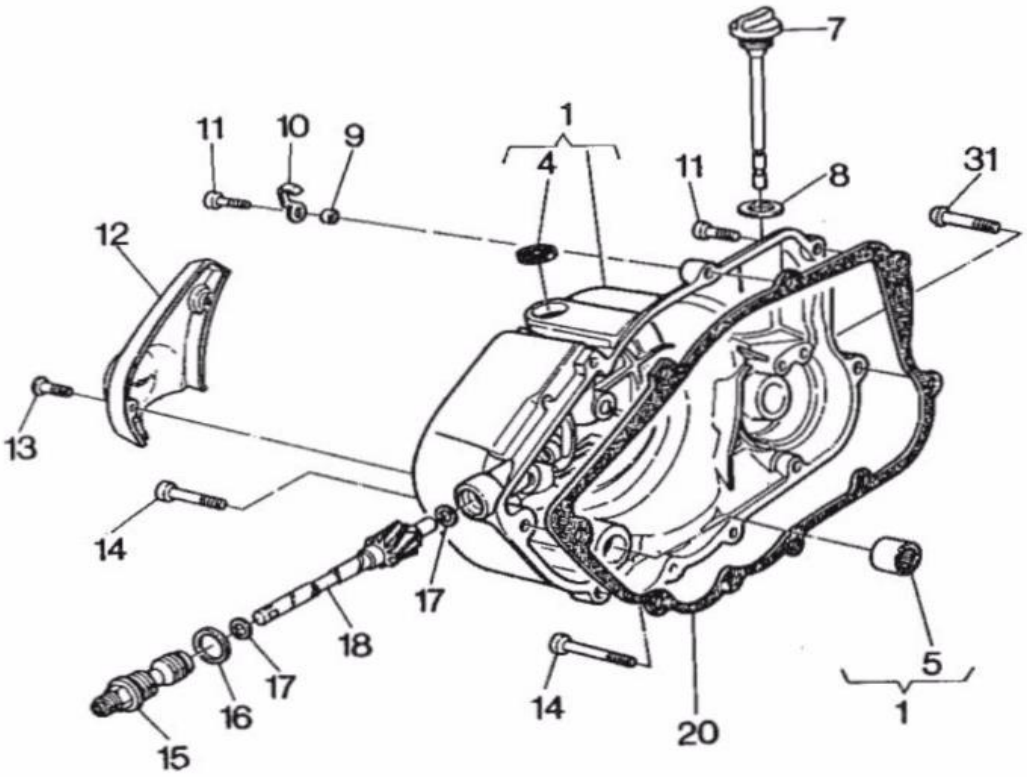
7
11
10
9
1
4
11
8
31
12
13
14
17
18
17
16
15
14
20
5
1

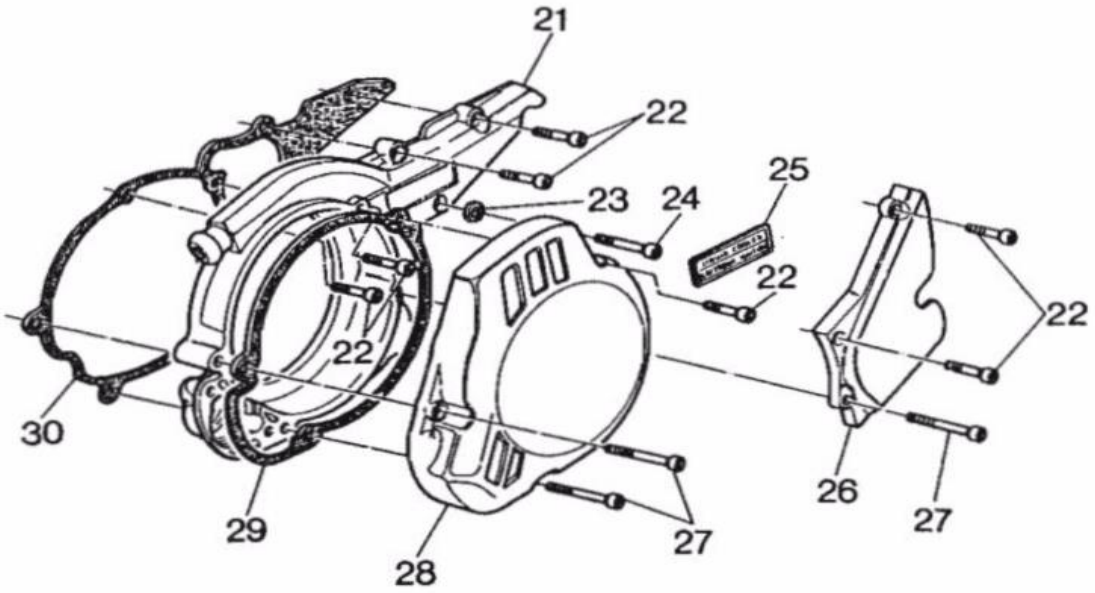
21
22
23
24
25
22
22
22
30
29
28
27
26
27

SEE MORE 4 SHAR

COPERCHI BASAMENTO - CRANKCASE COVERS
COUVERCLES CARTER - GEHÄUSEDECKEL

TAVOLA DRAWING TABLE BILD **6**

FRECCIA 125

C12R-6 SPEED

Note Notes Notes Marke	Index No. Pos. Pos.	Code N. Part. No. N. Cod Best. Nr.	Code N. Part. No. N. Cod Best. Nr.	DENOMINAZIONE	DESCRIPTION	DESIGNATION	BEZEICHNUNG	Q.ty Q.tà Q.te M.ge	Validity Validità Validité Gültig
	1	11330-R02-000	800L 56007	Ass. coperchio destro	Right cover assy	Couvercle D. compl.	Deckel R. kpl.	1	
	4	90076-R02-000	8000 48856	Anello di tenuta	Seal ring	Bague d'étanchéité	Dichtungsring	1	
	5	90007-R02-000	8000 49016	Cuscinetto a rullini	Needle bearing	Roulement à aiguilles	Nadelkafig	1	
	7	15650-R02-000	8000 57185	Tappo	Plug	Bouchon	Verschluss	1	
	8	90031-R02-000	8000 27960	Rosetta	Washer	Rondelle	Scheibe	1	
	9	11336-R02-000	8000 35369	Distanziale	Spacer	Entretoise	Distanzstuck	1	
	10	11337-R02-000	8000 35370	Piastrina	Plate	Plaque	Platte	1	
	11	90048-R02-000-03	60N30 2510	Vite	Screw	Vis	Schraube	6	
	12	11343-R02-000	8000 47376	Coperchio pompa olio	Oil pump cover	Couvercle pompe huile	Olpumpe Deckel	1	
	13	90053-R02-000	8000 24962	Vite	Screw	Vis	Schraube	2	
	14	90048-R02-000-05	60N30 2512	Vite	Screw	Vis	Schraube	2	
	15	30081-R02-000	8000 33264	Bussola	Bushing	Douille	Buchse	1	
	16	91201-R02-000	60N0 15599	Guarnizione	Gasket	Joint	Dichtung	1	
	17	90017-R02-000	8000 33266	Rosetta di rasamento	Thrust washer	Rondelle d'épaulement	Anlaufscheibe	2	
	18	12431-R02-000	8000 51663	Pignone	Pinion	Pignon	Ritzel	1	F.m.n.5P006144
	20	11393-R02-000	8000 48864	Guarnizione	Gasket	Joint	Dichtung	1	
	21	11251-R02-000	8000 47375	Flangia	Flange	Bride	Flansch	1	
	22	90048-R02-000-01	60N30 7335	Vite	Screw	Vis	Schraube	7	
	23	11258-R02-000	8000 15960	Guarnizione	Gasket	Joint	Dichtung	1	
	24	90048-R02-000-04	60N30 2511	Vite	Screw	Vis	Schraube	1	
	25	90200-R06-000	8000 38078	Targhetta autoadesiva	Trim	Décalcomanie	Abziehbild	1	
	26	11361-R02-000	8000 47377	Coperchio pignone	Cover	Couvercle	Deckel	1	
	27	90048-R02-000-06	60N30 2515	Vite	Screw	Vis	Schraube	3	
	28	11341-R02-000	8000 53158	Coperchio vano accensione	Cover	Couvercle	Deckel	1	
	29	11395-R02-000	8000 52292	Guarnizione	Gasket	Joint	Dichtung	1	
	30	11394-R02-000	8000 48865	Guarnizione	Gasket	Joint	Dichtung	1	
	31	90048-R02-000-04	8000 56454	Vite	Screw	Vis	Schraube	1	

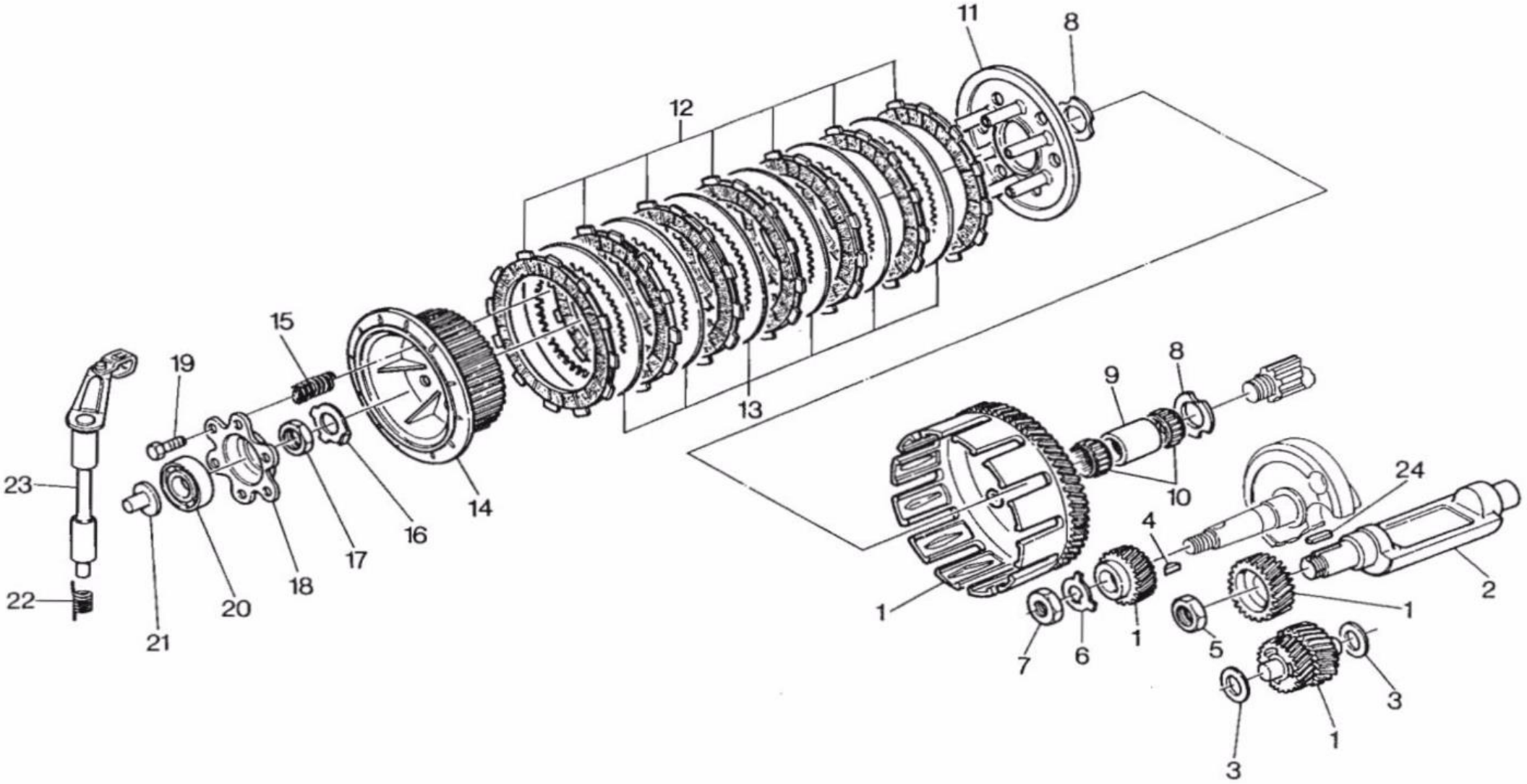
11
8
12
15
19
13
9
8
23
14
16
17
18
20
21
22
10
24
4
2
1
1
1
5
7
6
3
1
3

FRIZIONE, CONTRALBERO, TRASM. PRIMARIA - CLUTCH, LAYSHAFT PRIMARY DRIVE
EMBRAYAGE, ARBRE DE BAL., TRASMISSION PRIMARIE - KUPPLUNG, VORGELEGEWELLE, ERSTERANTRIEB

TAVOLA DRAWING TABLE BILD **7**

FRECCIA 125

C12R-6 SPEED

Note Notes Notes Marke	Index No. Pos. Pos.	Code N. Part. No. N. Cod Best. Nr.	Code N. Part. No. N. Cod Best. Nr.	DENOMINAZIONE	DESCRIPTION	DESIGNATION	BEZEICHNUNG	Q.ty Q.tà Q.te M.ge	Validity Validità Validité Gültig
	1		8000 53201	Coppia ingranaggi trasm. primaria	Set of matched primary	Engrenages trans. pr.	Stirnraderpaar	1	
	2	13301-R02-000	8000 47719	Contralbero di equilibrio	Layshaft	Arbre de bal.	Vorgelegewelle	1	
	3	90024-R02-000	8000 11868	Rosetta di rasamento sp. 0,3 mm.	Thrust washer	Rondelle d'épaulement	Anlaufscheibe	2	
			80A0 11868	Rosetta di rasamento sp. 0,5 mm.	Thrust washer	Rondelle d'épaulement	Anlaufscheibe	1	
			80B0 11868	Rosetta di rasamento sp. 0,6 mm.	Thrust washer	Rondelle d'épaulement	Anlaufscheibe	1	
			80C0 11868	Rosetta di rasamento sp. 0,7 mm.	Thrust washer	Rondelle d'épaulement	Anlaufscheibe	1	
			80D0 11868	Rosetta di rasamento sp. 0,8 mm.	Thrust washer	Rondelle d'épaulement	Anlaufscheibe	1	
			80E0 11868	Rosetta di rasamento sp. 0,9 mm	Thrust washer	Rondelle d'épaulement	Anlaufscheibe	2	
			80F0 11868	Rosetta di rasamento sp. 1 mm.	Thrust washer	Rondelle d'épaulement	Anlaufscheibe	1	
			80G0 11868	Rosetta di rasamento sp. 1,1 mm	Thrust washer	Rondelle d'épaulement	Anlaufscheibe	2	
			80H0 11868	Rosetta di rasamento sp. 1,2 mm.	Thrust washer	Rondelle d'épaulement	Anlaufscheibe	1	
	4	94401-16150	60N0 21007	Linguetta	Woodruff key	Clé woodruff	Scheibenfeder	7	
	5	90059-R02-000	8000 48850	Dado	Nut	Ecrou	Mutter	6	
	6	90038-R02-000	8000 31739	Rosetta	Washer	Rondelle	Scheibe	1	
	7	90060-R02-000	8000 47665	Dado	Nut	Ecrou	Mutter	6	
	8	90040-R02-000	8000 46428	Rosetta	Washer	Rondelle	Scheibe	1	
	9	23505-R02-000	8000 42288	Distanziale	Spacer	Entretoise	Distanzstuck	1	
	10	90012-R02-000	8000 25044	Gabbia a rullini	Roller cage	Cage à rouleaux	Nadellager	1	
	11	22350-R02-000	8000 31813	Disco premifrizione	Plate	Disque	Platte	6	
	12	22201-R06-000	8000 63413	Disco conduttore	Plate	Disque	Platte	1	
	13	22311-R02-000	8000 33192	Disco condotto	Plate	Disque	Platte	1	
	14	22121-R02-000	8000 48874	Mozzo portadischi	Clutch hub	Moyeu porte-disque	Scheibenhalternabe	1	
	15	22401-R02-000	8000 44346	Molla frizione	Spring	Ressort	Feder	1	
	16	90039-R02-000	8000 38727	Rosetta	Washer	Rondelle	Scheibe	1	
	17	90058-R02-000	8000 38726	Dado	Nut	Ecrou	Mutter	1	
	18	22361-R02-000	8000 48875	Disco ritegno molle	Plate	Disque	Platte	1	
	19	90044-R02-000	8000 30820	Vite	Screw	Vis	Schraube	6	
	20	90002-R02-000	80000 1025	Cuscinetto	Bearing	Roulement	Lager	1	
	21	22366-R02-000	8000 48852	Piattello	Spring plate	Plat	Federteller	1	
	22	22815-R02-000	8000 48855	Molla richiamo	Spring	Ressort	Feder	1	
	23	22701-R02-000	8000 48853	Ass. leva comando frizione	Clutch control lever assy	Levier comm. embrayage compl.	Kupplungshebel kpl.	1	
	24	90091-R02-000	8000 38707	Linguetta	Woodruff key	Clé woodruff	Scheibenfeder	1	

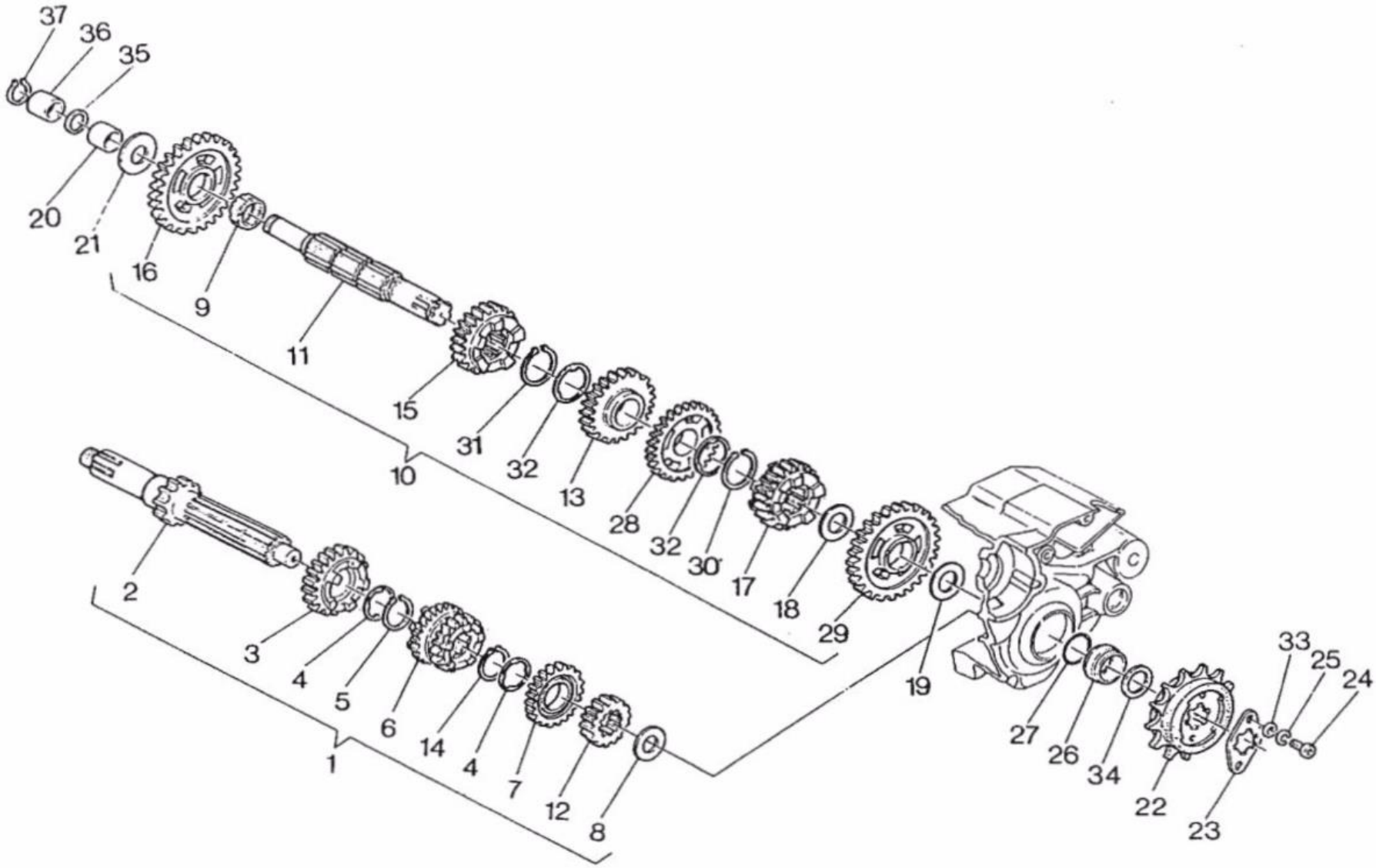
37
36
35
20
21
16
9
11
15
10
31
32
13
28
32
30
17
18
29
19
2
3
4
5
6
14
4
7
12
8
1
27
26
34
22
23
33
25
24

CAMBIO - TRANSMISSION
BOÎTE DE VITESSE - WECHSELGETRIEBE

TAVOLA DRAWING TABLE BILD **8**

FRECCIA 125

C12R-6 SPEED

Note Notes Notes Marke	Index No. Pos. Pos.	Code N. Part. No. N. Cod Best. Nr.	Code N. Part. No. N. Cod Best. Nr.	DENOMINAZIONE	DESCRIPTION	DESIGNATION	BEZEICHNUNG	Q.ty Q.tà Q.te M.ge	Validity Validità Validité Gültig
	1		8000 58836	Assieme albero primario	Main shaft assy	Ensemble arbre prim.	Abtriebswelle kpl.	1	D.m. 5P007014
	2	23211-R02-000	8000 42286	Albero primario Z = 11	Main shaft	Arbre primaire	Primarwelle	1	F.m. 5P007013
	3	23514-R02-000	8000 52447	Ingranaggio 6ª vel. A.P. Z = 22	Gear counter shaft 6th	Engrenage 6ème	Stirnrad 6.	1	
	4	90042-R02-000	8000 25151	Rosetta di rasamento	Thrust washer	Rondelle d'épaulement	Anlaufscheibe	2	
	5	94510-20000	60N2 21208	Anello elastico	Elastic ring	Bague élastique	Elastischer Ring	1	
	6	23461-R02-000	8000 46532	Ingr. scorr. 3ª vel. Z = 17 e 4ª vel. Z = 21 A.P.	Driven gear counter shaft 3rd and 4th	Engrenage conduit 3ème et 4ème	Zahnrad 3. und 4.	1	
	7	23501-R02-000	8000 53130	Ingranaggio 5ª velocità A.P. Z = 23	Gear main shaft 5th	Engrenage 5ème	Stirnrader 5	1	
	8	90029-R02-000	80A0 38110	Rosetta di rasamento sp. 0,3 mm.	Thrust washer	Rondelle d'épaulement	Anlaufscheibe	1	
			80C0 38110	Rosetta di rasamento sp. 0,8 mm.	Thrust washer	Rondelle d'épaulement	Anlaufscheibe	1	
			80E0 38110	Rosetta di rasamento sp. 1 mm.	Thrust washer	Rondelle d'épaulement	Anlaufscheibe	1	
			80G0 38110	Rosetta di rasamento sp. 1,2 mm.	Thrust washer	Rondelle d'épaulement	Anlaufscheibe	1	
	9	90009-R02-000	8000 31773	Gabbia a rullini	Roller cage	Cage à rouleaux	Nadellager	1	
	10		8000 58837	Assieme albero secondario	Counter shaft assy	Ensemble arbre secondaire	Nebenwelle kpl.	1	D.m. 5P007014
	11	23221-R02-000	8000 43170	Albero secondario	Counter shaft	Arbre secondaire	Nebenwelle	1	
	12	23441-R02-000	8000 46530	Ingran. 2ª vel. A.P. Z = 14	Gear cuonter shaft 2nd	Engrenage 2ème A.P.	Stirnrader 2	1	
	13	23491-R02-000	8000 46534	Ingran. 4ª vel. A.S. Z = 23	Gear counter shaft 4th	Engrenage 4ème	Stirnrader 4	1	
	14	90085-R02-000	8000 34690	Anello elastico	Elastic ring	Bague élastique	Elastischer Ring	1	
	15	23517-R02-000	8000 52448	Ingr. scorrev. 6ª velocità Z = 19 A.S.	Driven gear counter shaft 6th	Engrenage conduit 6ème	Zahnrag 6.	1	
	16	23426-R02-000	8000 43174	Ingran. 1ª vel. Z = 34 A.S.	Gear counter shaft 1st	Engrenage 1ère	Stirnrader 1	1	F.m. 5P007013
	17	23511-R02-000	8000 53131	Ingranaggio scorrev. 5ª vel.Z = 22 A.S.	Driven gear counter shaft 5th	Engrenage conduit 5ème	Zahnrad 5.	1	
	18	90033-R02-000-04	80H00 7989	Rosetta di rasamento	Thrust washer	Rondelle d'épaulement	Anlaufscheibe	1	
	19	90033-R02-000	80A00 7989	Rosetta rasamento sp. 0,3 mm.lato catena	Thrust washer	Rondelle d'epaulement	Anlaufscheibe	1	
			80C00 7989	Rosetta rasamento sp. 0,5 mm.lato catena	Thrust washer	Rondelle d'epaulement	Anlaufscheibe	1	
			80F00 7989	Rosetta rasamento sp. 0,8 mm.lato catena	Thrust washer	Rondelle d'epaulement	Anlaufscheibe	1	
	20	23427-R02-000	8000 36441	Anello	Ring	Bague	Ring	1	F.m. 5P007013
	21	90028-R02-000	80A00 5272	Rosetta di rasamento sp. 0,3 mm.	Thrust washer	Rondelle d'épaulement	Anlaufscheibe	1	
			80D00 5272	Rosetta di rasamento sp. 0,8 mm.	Thrust washer	Rondelle d'épaulement	Anlaufscheibe	1	
			80E00 5272	Rosetta di rasamento sp. 1 mm.	Thrust washer	Rondelle d'épaulement	Anlaufscheibe	1	
			80G00 5272	Rosetta di rasamento sp. 1,2 mm.	Thrust washer	Rondelle d'épaulement	Anlaufscheibe	1	
	22	23800-R02-000	8000 49777	Pignone uscita cambio completo Z = 14	Pinion	Pignon	Ritzel	1	
	23	23811-R02-000	8000 31743	Piastrina	Plate	Plaque	Platte	1	
	24	90046-R02-000	60N10 2482	Vite	Screw	Vis	Schraube	2	

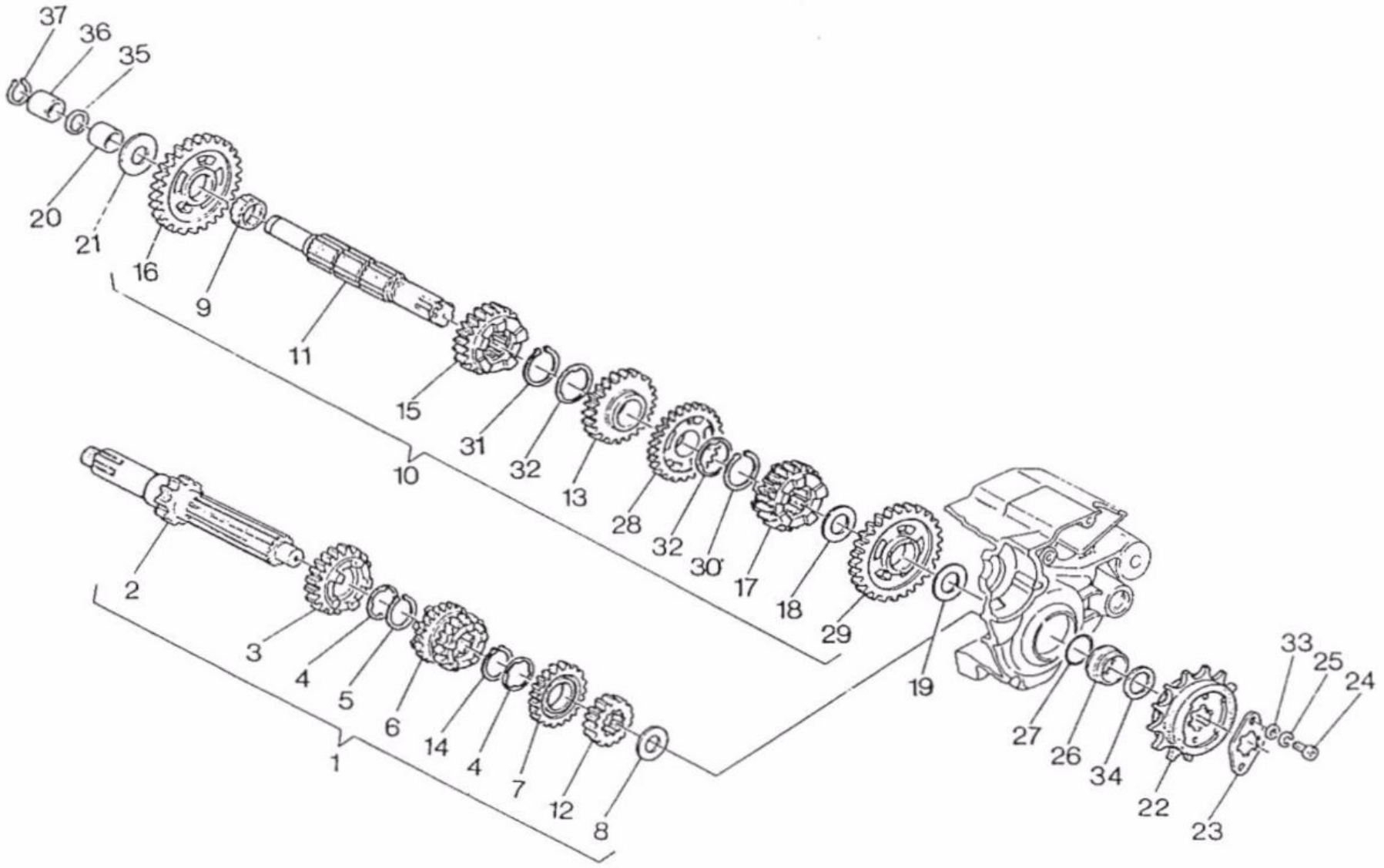
37
36
35
20
21
16
9
11
15
10
31
32
13
28
32
30
17
18
29
19
2
3
4
5
6
14
4
7
12
8
1
27
26
34
22
23
33
25
24

Note Notes Notes Marke	Index No. Pos. Pos.	Code N. Part. No. N. Cod Best. Nr.	Code N. Part. No. N. Cod Best. Nr.	DENOMINAZIONE	DESCRIPTION	DESIGNATION	BEZEICHNUNG	Q.ty Q.tà Q.te M.ge	Validity Validità Validité Gültig
	25	94111-05000	60N1 15535	Rosetta piana	Spring washer	Rondelle élastique	Federscheibe	2	
	26	23806-R02-000	8000 31744	Distanziale	Spacer	Entretoise	Distanzstuck	1	
	27	90069-R02-000	8000 19789	Anello OR	«O» Ring	Joint «OR»	«O» Ring	1	
	28	23471-R02-000	8000 46533	Ingr. 3ª vel. A.S. Z = 23	Gear counter shaft 3rd	Pignon 3ème	Stirnrader 3	1	
	29	23451-R02-000	8000 46531	Ingran. 2ª vel. A.S. Z = 26	Gear counter shaft 2nd Z = 26	Engrenage 2ème A.S. Z = 26	Stirnrader 2 Z = 26	1	
	30	94510-22000	60N2 21209	Anello elastico	Elastic ring	Bague élastique	Elastischer Ring	1	
	31	90086-R02-000	8000 31768	Anello elastico	Elastic ring	Bague élastique	Elastischer Ring	1	
	32	90043-R02-000	8000 43199	Rosetta di rasamento	Thrust washer	Rondelle d'épaulement	Anlaufscheibe	2	
	33	90014-R02-000	60N1 15503	Rosetta piana	Flat washer	Rondelle	Scheibe	2	
	34	90034-R02-000	80A0 22440	Rosetta di rasamento sp. 0,3 mm.	Thrust washer	Rondelle d'épaulement	Anlaufscheibe	1	
			80B0 22440	Rosetta di rasamento sp. 0,4 mm.	Thrust washer	Rondelle d'épaulement	Anlaufscheibe	1	
			80C0 22440	Rosetta di rasamento sp. 0,5 mm.	Thrust washer	Rondelle d'épaulement	Anlaufscheibe	1	
			80D0 22440	Rosetta di rasamento sp. 0,6 mm.	Thrust washer	Rondelle d'épaulement	Anlaufscheibe	1	
	35	90027-R02-000	80C00 4553	Rosetta di rasamento	Thrust washer	Rondelle d'épaulement	Anlaufscheibe	1	
	36	28115-R02-000	8000 56770	Distanziale	Spacer	Entretoise	Distanzstuck	1	
	37	94510-15000	60N2 21204	Anello Seeger	Circlip	Bague d'arret	Federring	1	

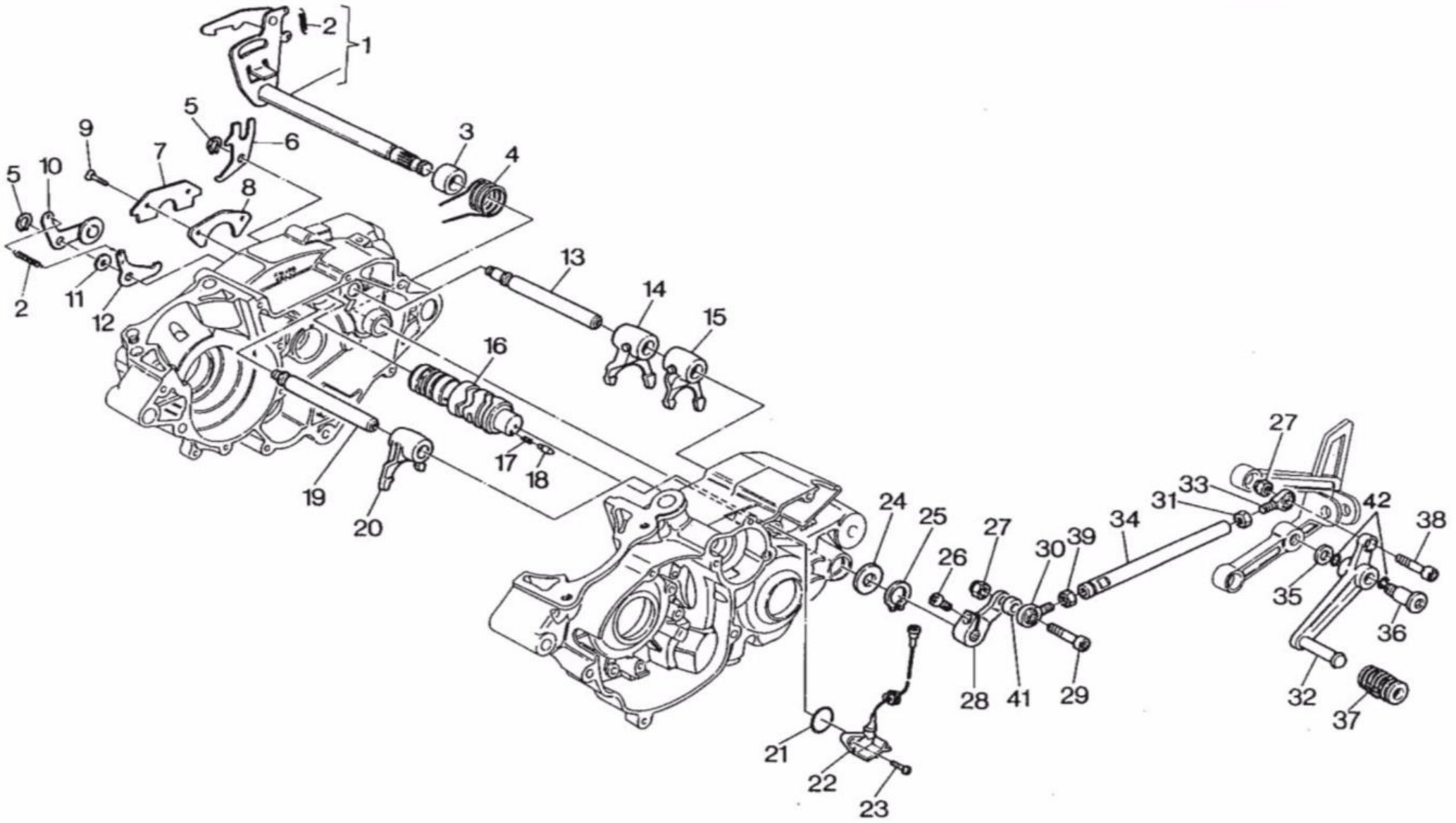
1
2
3
4
5
6
7
8
9
10
11
12
13
14
15
16
17
18
19
20
21
22
23
24
25
26
27
28
29
30
31
32
33
34
35
36
37
38
39
41
42

SEE MORE 4 SHAR

COMANDO CAMBIO - SHIFTER
COMMANDE DE VITESSE - GANGSCHALTUNG

TAVOLA / DRAWING / TABLE / BILD **9**

FRECCIA 125

C12R-6 SPEED

Note Notes Notes Marke	Index No. Pos. Pos.	Code N. Part. No. N. Cod Best. Nr.	Code N. Part. No. N. Cod Best. Nr.	DENOMINAZIONE	DESCRIPTION	DESIGNATION	BEZEICHNUNG	Q.ty Q.tà Q.te M.ge	Validity Validità Validité Gültig
	1	24610-R06-000	8000 33276	Ass. selettore	Shifter	Selecteur	Schaltwelle	1	
	2	24631-R06-000	8000 27103	Molla	Spring	Ressort	Feder	2	
	3	24615-R02-000	8000 24857	Bussola	Bushing	Douille	Buchse	1	
	4	24651-R02-000	8000 24858	Molla	Spring	Ressort	Feder	1	
	5	90083-R02-000	8000 21375	Anello elastico	Elastic ring	Bague élastique	Elastischer Ring	2	
	6	24436-R02-000	8000 24856	Piastrina di fermo	Stop Plate	Plaque	Platte	1	
	7	24305-R02-000	8000 24840	Piastrina di ritegno	Plate	Plaque	Platte	1	
	8	24306-R02-000	80A0 24841	Piastrina di rasamento sp. 0,3 mm.	Plate	Plaque	Platte	1	
	9	93600-06014-0H	60N10 3834	Vite	Screw	Vis	Schraube	2	
	10	24430-R02-000	8000 34035	Assieme saltarello fissa marce	Gear fixing clik assembly	Cliquet compl.	Strumhaken kpl.	1	
	11	90019-R02-000	80A0 43859	Rosetta di rasamento sp. 0,2 mm.	Thrust washer	Rondelle d'épaulement	Anlaufscheibe	1	
			80B0 43859	Resetta di rasamento sp. 0,3 mm.	Thrust washer	Rondelle d'épaulement	Anlaufscheibe	1	
	12	24254-R02-000	8000 44300	Saltarello fissa folle	Pawl	Cliquet	Sturmhaken	1	
	13	24241-R02-000	8000 24839	Perno force. 1ª,2ª,3ª,4ª vel.	Pin 1st, 2nd, 3rd, 4th	Pivot 1ème, 2ème, 3ème, 4ème	Stift 1, 2, 3, 4	1	
	14	24211-R02-000	8000 26134	Forcella com.ing.1ª e 4ª vel.A.S.	Fork gear shifter 1st, 4th	Fourche 1ère, 4ème	Schaltgabellachse 1, 4	1	
	15	24221-R02-000	8000 35119	Forcella com.ing. 2ª e 3ª vel.A.S.	Fork gear shifter 2nd, 3rd	Fourche 2ème, 3ème	Schaltgabellachse 2, 3	1	
	16	24300-R02-000	8000 42674	Albero comando forcella	Shaft	Arbre	Welle	1	
	17	24319-R02-000	8000 42677	Molla	Spring	Ressort	Feder	1	
	18	24323-R02-000	8000 42676	Puntale	Drill	Pointe	Druckstuck	1	
	19	24251-R02-000	8000 44299	Perno forcella 5ª e 6ª vel.	Pin 5th, 6th	Pivot 5ème, 6ème	Stift 5, 6	1	
	20	24231-R02-000	8000 33721	Forcella com.ing.5ª e 6ª vel.A.P.	Fork gear shifter 5th, 6th	Fourche 5ème, 6ème	Schaltgabellachse 5, 6	1	
	21	90071-R02-000	8000 42700	Anello OR	«O» Ring	Joint «OR»	«O» Ring	1	
	22	35750-R02-000	8000 41682	Segnalatore folle	Loose transponder	Signaleur	Leerlicht	1	
	23	90054-R02-000	8000 25254	Vite	Screw	Vis	Schraube	2	
	24	90026-R02-000	8000 19604	Rosetta	Washer	Rondelle	Scheibe	1	
	25	94511-14000	60N2 21203	Anello elastico	Elastic ring	Bague élastique	Elastischer Ring	1	
	26	96700-06018-08	60N10 2508	Vite	Screw	Vis	Schraube	1	
	27	90204-R02-000	8000 56409	Dado autobloccante	Nut	Ecrou	Mutter	2	
	28	24711-R02-000	8000 ~~68458~~ 73391	Leva	Lever	Levier	Hebel	1	
	29	96700-06025-08	60N10 2510	Vite	Screw	Vis	Schraube	1	
	30	24717-R02-000	764010003	Snodo sferico Sx.	L.H. ball joint	Joint a rotule G.	Kugelgelenk L.	1	
	31	94001-06080-0S	60N1 15062	Dado Dx.	R.H. Nut	Ecrou D.	Mutter R.	1	

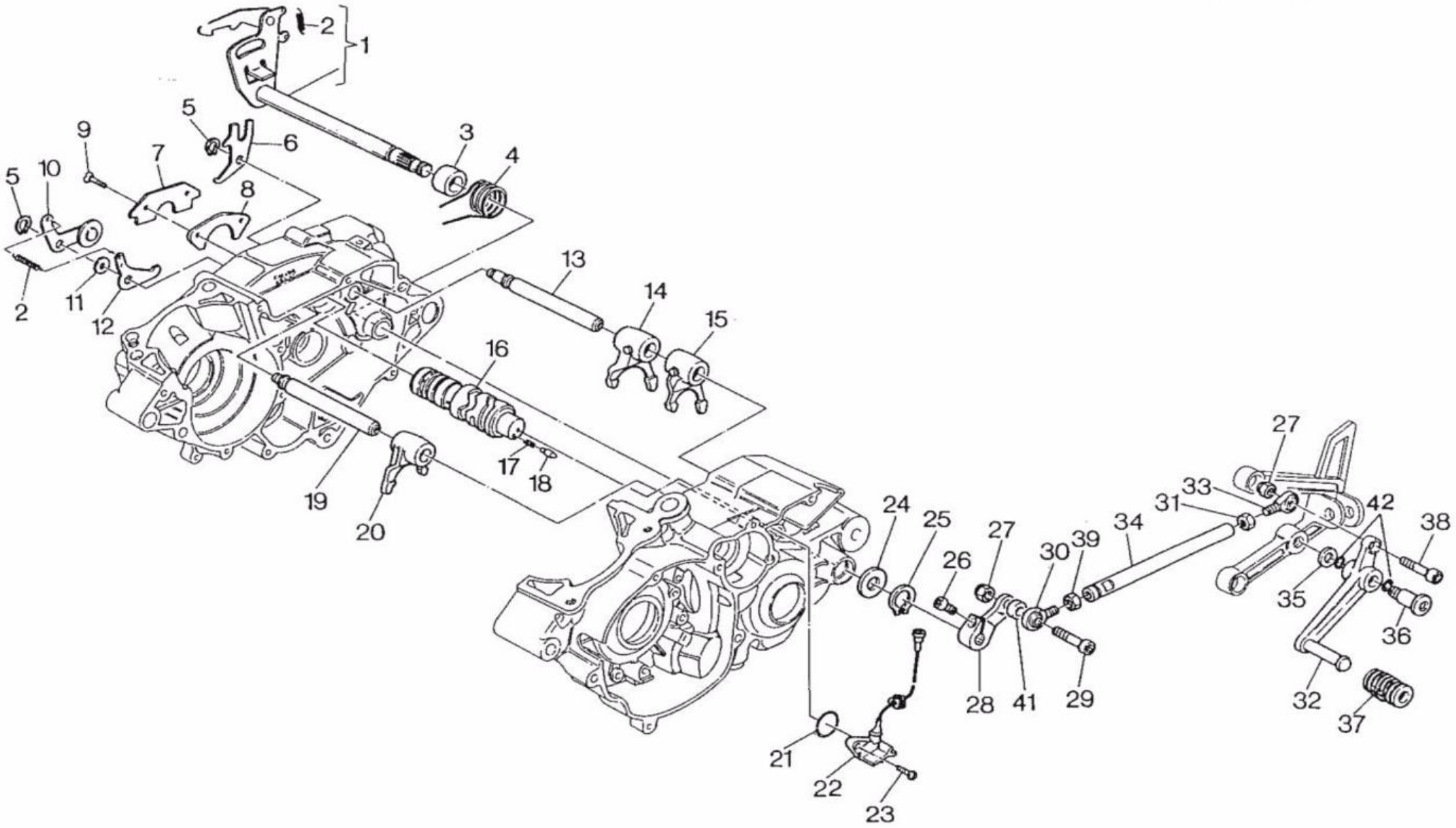
1
2
3
4
5
6
7
8
9
10
11
12
13
14
15
16
17
18
19
20
21
22
23
24
25
26
27
28
29
30
31
32
33
34
35
36
37
38
39
41
42

SEE MORE 4 SHAR

COMANDO CAMBIO - SHIFTER
COMMANDE DE VITESSE - GANGSCHALTUNG

TAVOLA DRAWING TABLE BILD **9**

FRECCIA 125

C12R-6 SPEED

Note Notes Notes Marke	Index No. Pos. Pos.	Code N. Part. No. N. Cod Best. Nr.	Code N. Part. No. N. Cod Best. Nr.	DENOMINAZIONE	DESCRIPTION	DESIGNATION	BEZEICHNUNG	Q.ty Q.tà Q.te M.ge	Validity Validità Validité Gültig
	32	24700-R02-000	8000 53689	Pedale comando cambio	Crank lever	Levier comm. de vit.	Gangschaltung Hebel	1	
	33	24716-R02-000	764010002	Snodo sferico Dx.	R.H. ball joint	Joint a rotule D.	Kugelgelenk R.	1	
	34	24712-R02-000	8000 53549	Astina	Rod	Tige	Stange	1	
	35	90501-R02-000	8000 28810	Rondella	Washer	Rondelle	Scheibe	1	
	36	90101-R02-000	8000 53548	Perno	Pin	Pivot	Stift	1	
	37	24781-R02-000	8000 26343	Manicotto	Rubber	Manchon	Gummimuffe	1	
	38	96700-06022-08	8000 56423	Vite	Screw	Vis	Schraube	1	
	39	24714-R02-000	8000 56459	Dado	Nut	Ecrou	Mutter	1	
	41	24726-R02-000	8000 37880	Distanziale	Spacer	Entretoise	Distanzstuck	1	
	42	24705-R02-000	80000 1199	Anello di tenuta	Seal ring	Bague d'étanchéité	Dichtungsring	2	

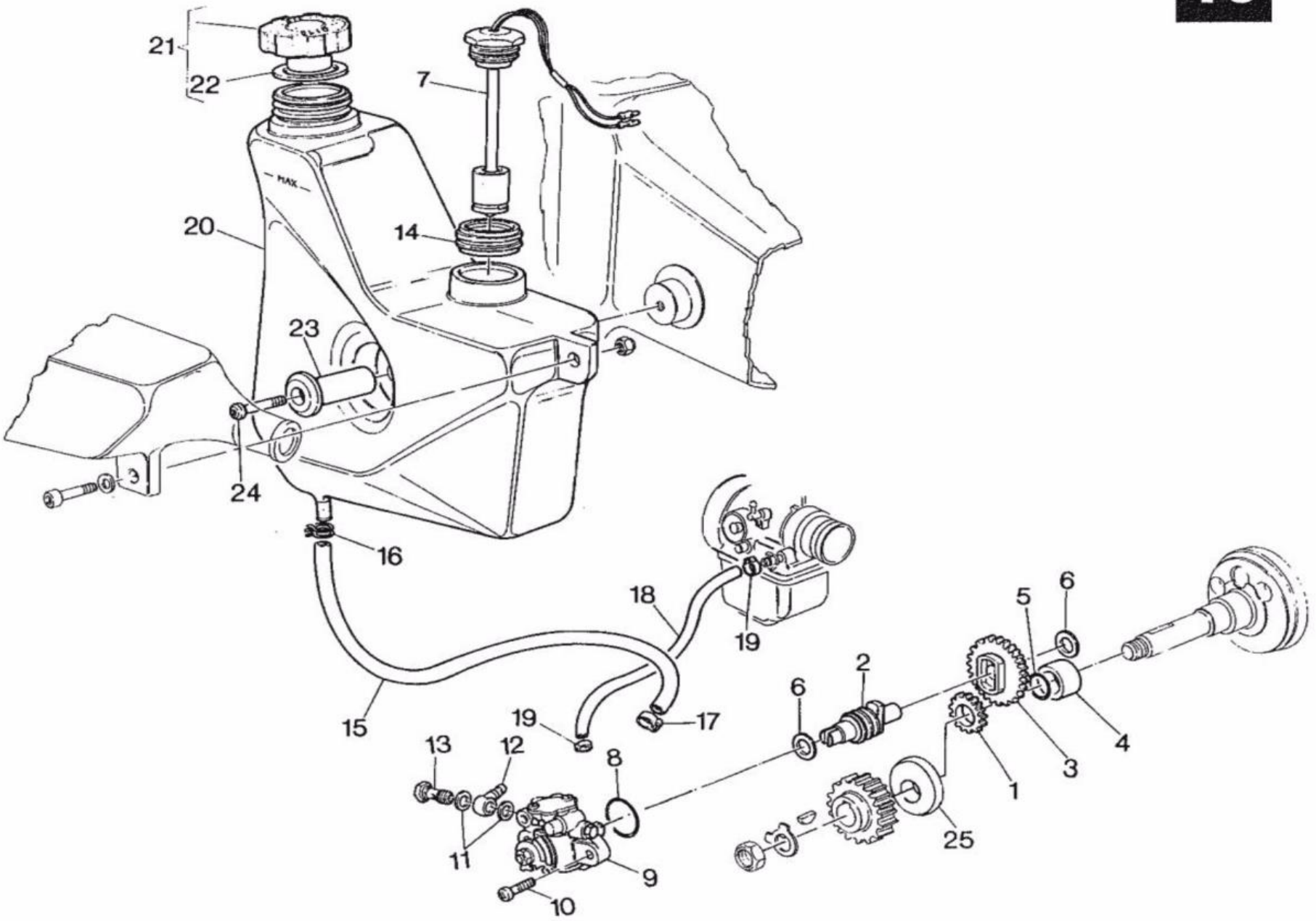
21
22
7
20
14
23
24
16
18
19
15
19
17
13
12
8
11
9
10
6
2
5
6
1
3
4
25

SEE MORE 4 SHAR

LUBRIFICAZIONE - OIL PUMP AND DRIVE
PUMPE HUILE - MOTORSCHMIERUNG

TAVOLA DRAWING TABLE BILD **10**

FRECCIA 125

C12R-6 SPEED

Note Notes Notes Marke	Index No. Pos. Pos.	Code N. Part. No. N. Cod Best. Nr.	Code N. Part. No. N. Cod Best. Nr.	DENOMINAZIONE	DESCRIPTION	DESIGNATION	BEZEICHNUNG	Q.ty Q.tà Q.te M.ge*	Validity Validità Validité Gültig
	1	23601-R02-000	8000 51661	Pignone pompa olio Z=21	Pinion	Pignon	Ritzel	1	F.m.n. 5P006144
	2	15382-R02-000	8000 51662	Albero di rinvio	Shaft	Arbre	Welle	1	F.m.n. 5P006144
	3	15131-R02-000	8000 51660	Ingranaggio com. pompa Z=42	Gear with pump	Engrenage et pompe	Zahnrad mit Pumpen	1	F.m.n. 5P006144
	4	23605-R02-000	8000 47667	Distanziale	Spacer	Entretoise	Distanzstuck	1	
	5	90066-R02-000	8000 26884	Anello OR	«O» Ring	Joint «OR»	«O» Ring	1	
	6	90023-R02-000	8000 33270	Rosetta	Washer	Rondelle	Scheibe	2	
	7	35410-R02-000	8000 59596	Interruttore livello olio	Switch, oil level	Interrupteur niveau huile	Schalter Oelwaage	1	
	8	90064-R02-000	8000 17693	Anello di tenuta	Seal ring	Bague d'étanchéité	Dichtungsring	1	
	9	15100-R06-000	8000 52129	Pompa	Pump	Pompe	Pumpen	1	
	10	90053-R02-000	8000 24962	Vite	Screw	Vis	Schraube	2	
	11		8000 19071	Rosetta	Washer	Rondelle	Scheibe	2	
	12		8000 19069	Raccordo	Union	Raccord	Anschluss	1	
	13		8000 19070	Vite	Screw	Vis	Schraube	1	
	14	55115-R02-000	8000 55677	Riduzione per interruttore	Reduction	Reducteur	Reduzier	1	
	15	95003-11040-10	8000 55726	Condotto	Line	Conduite	Rohr	1	
	16	15772-R02-000	8000 56458	Anello elastico	Elastic ring	Bague élastique	Elastischer Ring	1	
	17	15772-R02-000	8000 49642	Fascetta	Clamp	Collier	Schelle	1	
	18		8000 33272	Condotto	Line	Conduite	Rohr	1	
	19		8000 33273	Fascetta	Clamp	Collier	Schelle	2	
	20	55100-R02-000	8000 53738	Serbatoio olio	Oil tank	Réservoir huile	Oeltank	1	
	21	55110-R06-000	8000 53717	Tappo serbatoio olio	Plug	Bouchon	Stopfen	1	
	22	17636-R06-000	8000 56722	Guarnizione	Gasket	Joint	Dichtung	1	
	23	55104-R02-000	8000 53730	Boccola	Bushing	Douille	Buchse	1	
	24	96700-06016-08	60N10 7335	Vite	Screw	Vis	Schraube	1	
	25		8000 59604	Distanziale	Spacer	Entretoise	Distanzstuck	1	

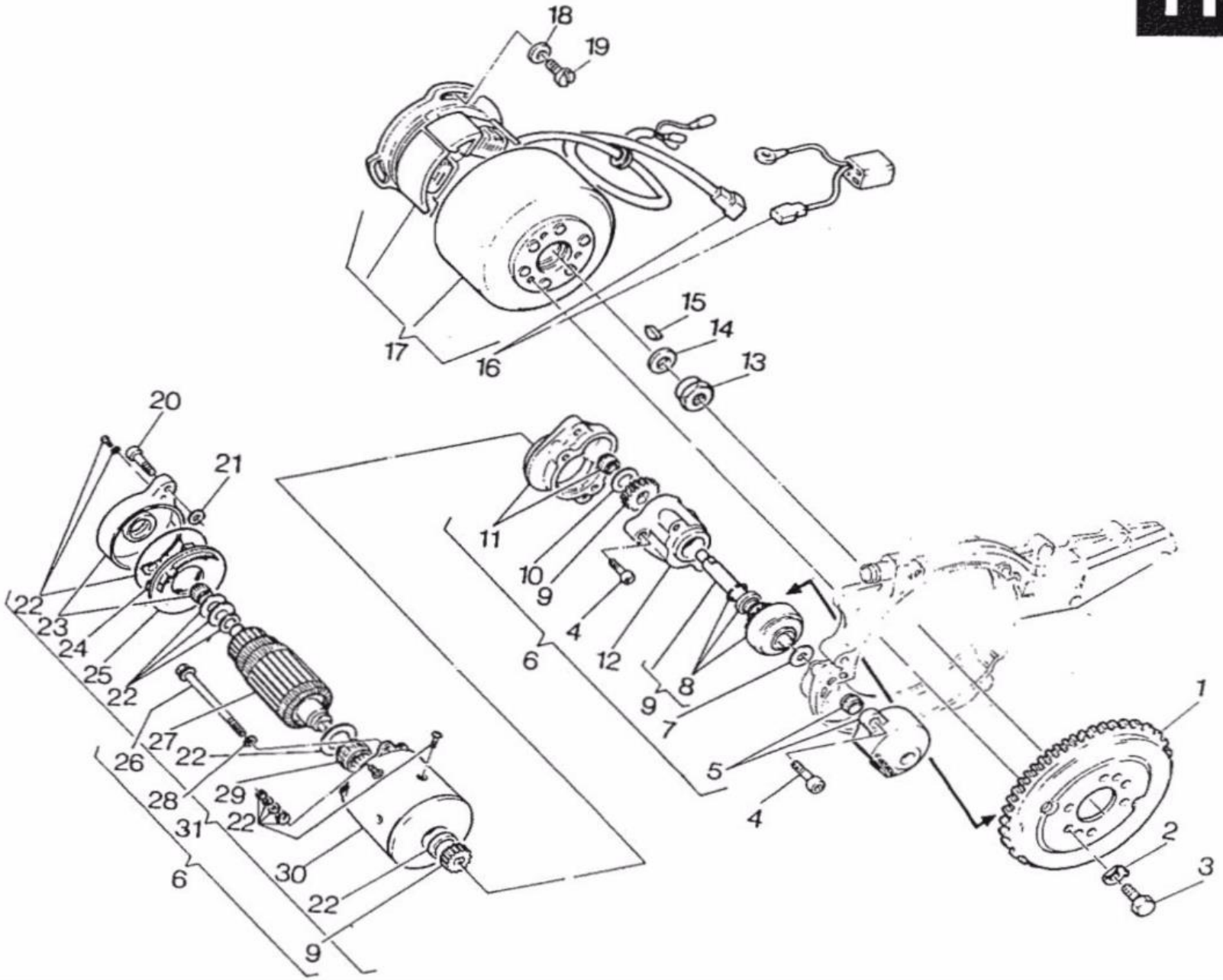
18
19
17
16
15
14
13
20
21
22
23
24
25
22
27
22
26
28
29
22
31
30
22
6
9
11
10
9
4
6
12
8
9
7
5
4
1
2
3

MOTORINO AVVIAMENTO ALTERNATORE - ALTERNATOR STARTING MOTOR
MOTEUR DE DEMARRAGE ALTERNATEUR - ALTERNATORANLAßMOTOR

TAVOLA DRAWING TABLE BILD **11**

FRECCIA 125

C12R-6 SPEED

Note Notes Notes Marke	Index No. Pos. Pos.	Code N. Part. No. N. Cod Best. Nr.	Code N. Part. No. N. Cod Best. Nr.	DENOMINAZIONE	DESCRIPTION	DESIGNATION	BEZEICHNUNG	Q.ty Q.tà Q.te M.ge	Validity Validità Validité Gültig
	1	28111-R02-000	8000 47374	Corona	Sprocket	Couronne	Kranz	1	
	2	90036-R02-000	8000 48878	Rosetta	Washer	Rondelle	Scheibe	3	
	3	90045-R02-000	8000 49628	Vite	Screw	Vis	Schraube	3	
	4	90048-R02-000-01	60N30 7335	Vite	Screw	Vis	Schraube	4	
	5	31201-R02-010	8000 50045	Coperchio	Cover	Couvercle	Deckel	1	
	6	31200-R02-010	8000 47373	Ass. motorino avv. elettrico	Start motor	Moteur démarrage	Selbstarter	1	
	7	90202-R02-000	80A0 31756	Rasamento sp. 0,3 mm.	Thrust	Epaulement	Anlauf	1	
			80B0 31756	Rasamento sp. 0,8 mm.	Thrust	Epaulement	Anlauf	1	
			80C0 31756	Rasamento sp. 1 mm.	Thrust	Epaulement	Anlauf	1	
	8		8000 47676	Serie molla, anello arr., anello elast.	Kit sprins, seal ring, elastic ring	Kit de ressort, bague d'étan. et élast.	Kit Feder, Dichtung und elastischer Ring	1	
	9	31204-R02-000	8000 47675	Rinvio completo	Drive unit	Renvoi compl.	Vorgelege	1	
	10	90201-R02-000	8000 50043	Rosetta	Washer	Rondelle	Scheibe	1	
	11	31203-R02-000	8000 50044	Flangia di riduzione compl.	Reduction flage assy	Bride de réduction compl.	Redukionflansch kpl.	1	
	12	31202-R02-000	8000 47381	Distanziale	Spacer	Entretoise	Distanzstuck	1	
	13		8000 42023	Dado	Nut	Ecrou	Mutter	1	
	14		8000 66565	Rosetta	Washer	Rondelle	Scheibe	1	
	15		60N0 21002	Linguetta	Woodruff key	Clé woodruff	Scheibenfeder	1	
	16		8000 11577	Connettore a 2 vie	Connector	Connecteur	Stecker	1	
	17	31100-R06-000	8000 59030	Volano elettronico compl.	Electronic fly wheel assy	Volant électronique compl.	Schwungmagnetzunder kpl.	1	
	18	90097-R02-000	60N1 15766	Rosetta	Washer	Rondelle	Scheibe	3	
	19	93500-05016-0H	60N10 2901	Vite	Screw	Vis	Schraube	3	
	20	90048-R02-000-02	60N30 2509	Vite	Screw	Vis	Schraube	4	
	21	90016-R02-000	80A0 32070	Rosetta sp. 0,2 mm.	Washer	Rondelle	Scheibe	2	
			80B0 32070	Rosetta sp. 0,5 mm.	Washer	Rondelle	Scheibe	2	
			80C0 32070	Rosetta sp. 0,8 mm.	Washer	Rondelle	Scheibe	2	
			80D0 32070	Rosetta sp. 1	Washer	Rondelle	Scheibe	2	
	22		8000 47677	Serie rosette e guarnizioni	Washer and gasket kit	Kit de rondelles et Joints	Scheibe und Dichtung Kit	1	
	23		8000 47670	Supporto	Holder	Support	Halter	1	
	24		8000 51726	Spazzole	Brush	Balai	Kohlen	1	
	25		8000 47672	Portaspazzole con molle	Brush holder	Porte-balai	Kohlenhalter	1	
	26	90111-R02-000	8000 47679	Tirante	Tie rod	Tirant	Strippe	2	
	27		8000 47674	Indotto	Armature	Induit	Zunge	1	

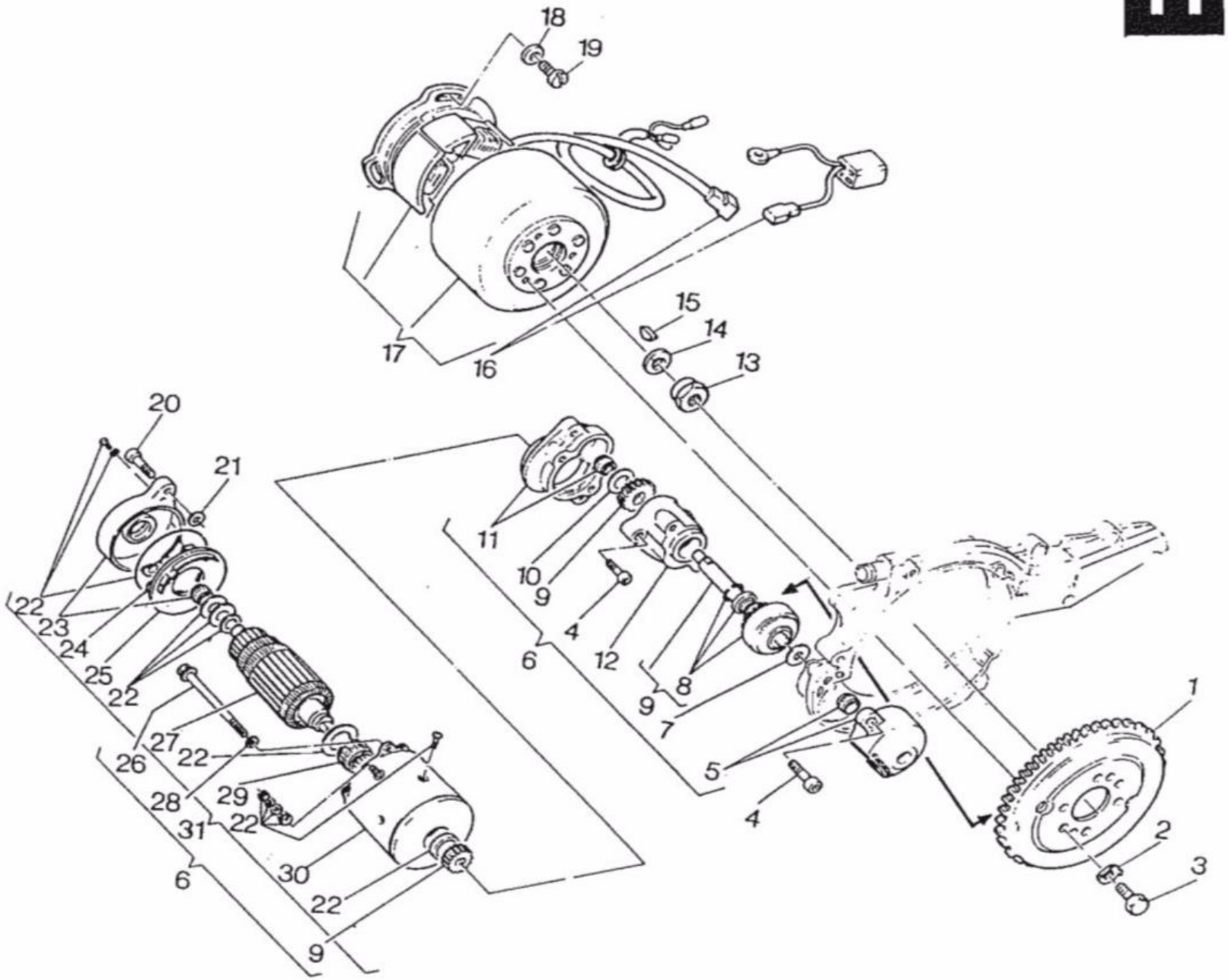
18
19
17
16
15
14
13
20
21
22
23
24
25
22
26
27
22
28
29
22
31
6
30
22
9
11
10
9
4
6
12
8
9
7
5
4
1
2
3

MOTORINO AVVIAMENTO ALTERNATORE - ALTERNATOR STARTING MOTOR
MOTEUR DE DEMARRAGE ALTERNATEUR - ALTERNATORANLAßMOTOR

TAVOLA DRAWING TABLE BILD **11**

FRECCIA 125

C12R-6 SPEED

Note Notes Notes Marke	Index No. Pos. Pos.	Code N. Part. No. N. Cod Best. Nr.	Code N. Part. No. N. Cod Best. Nr.	DENOMINAZIONE	DESCRIPTION	DESIGNATION	BEZEICHNUNG	Q.ty Q.tà Q.te M.ge	Validity Validità Validité Gültig
	28		60N3 15536	Rosetta elastica	Spring washer	Rondelle élastique	Federscheibe	2	
	29		8000 50251	Cuscinetto a rullini	Needle bearing	Roulement à aiguilles	Nadelkafig	1	
	30		8000 47673	Campo induttore compl.	Inductor field assy	Champ inducteur compl.	Induktorfeld kpl.	1	
	31	31210-R02-000	8000 50042	Motorino senza rinvii	Start motor	Moteur démarrage	Selbstarter	1	

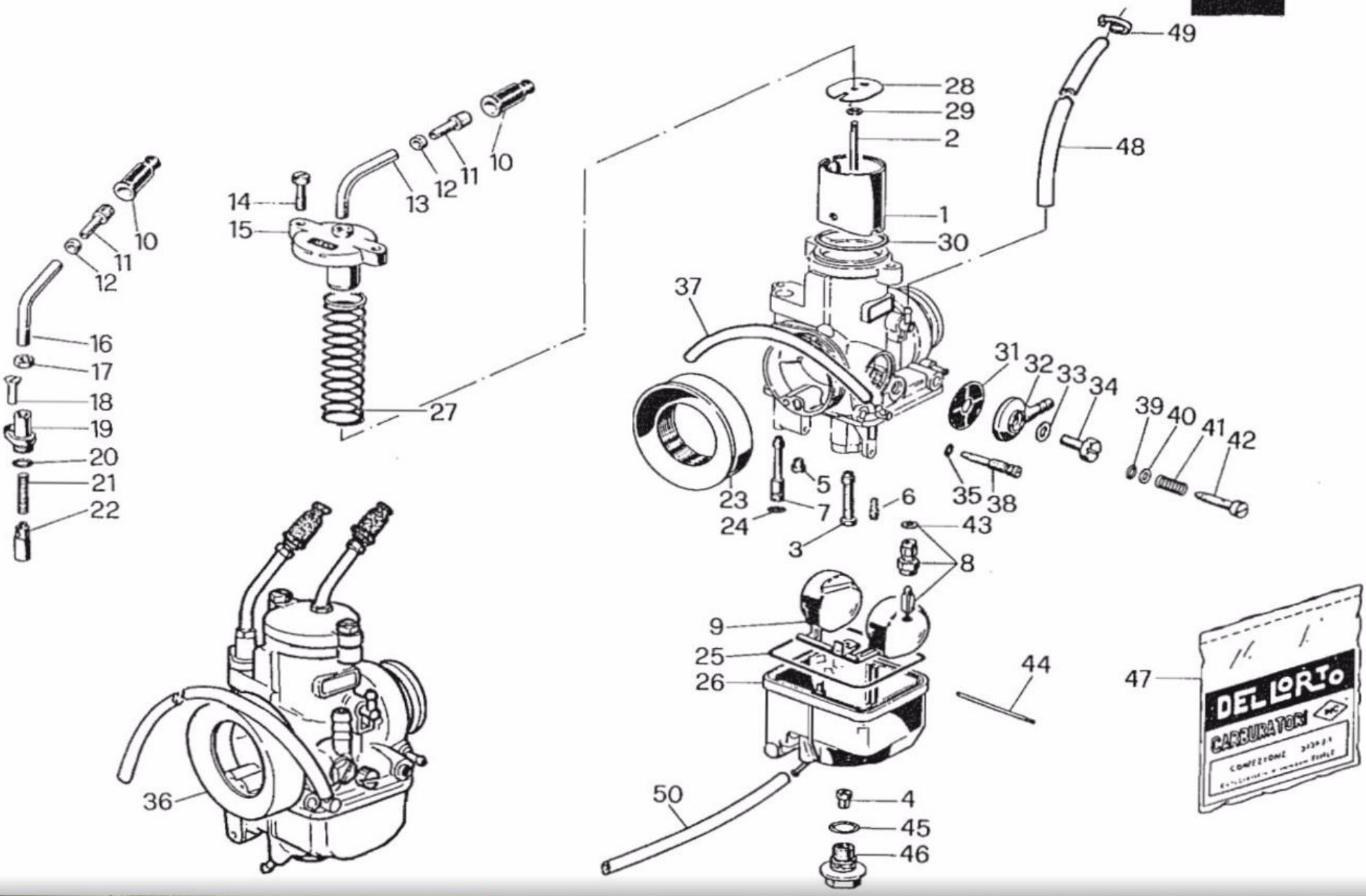
49
28
29
2
48
1
30
37
31
32
33
34
39
40
41
42
10
14
15
13
12
11
10
12
11
10
16
17
18
19
20
21
22
27
23
24
5
7
6
3
35
38
43
8
9
25
26
44
47
DELLORTO
CARBURATOR
36
50
4
45
46

CARBURATORE - CARBURETOR
CARBURATEUR - VERGASER

TAVOLA DRAWING TABLE BILD **12**

FRECCIA 125

C12R-6 SPEED

Note Notes Notes Marke	Index No. Pos. Pos.	Code N. Part. No. N. Cod Best. Nr.	Code N. Part. No. N. Cod Best. Nr.	DENOMINAZIONE	DESCRIPTION	DESIGNATION	BEZEICHNUNG	Q.ty Q.tà Q.te M.ge	Validity Validità Validité Gültig
	1		80D0 36681	Valvola a gas	Throttle valve	Soupape gaz	Drosselkappe	1	
	2		80G0 36683	Spillo conico	Needle valve	Epingle	Nadeleisate	1	
	3		8000 62230	Polverizzatore	Fuel nozzle	Pulvérisateur	Einspritzduse	1	
	4		8BE0 12041	Getto massimo	Main jet	Gicleur max.	Hauptduse	1	
	5		80A0 57400	Getto potenza	Main jet	Gicleur principal	Hauptduse	1	
	6		8000 61251	Getto minimo	Idling jet	Gicleur ralenti	Leerlaufduse	1	
	7		80E0 12032	Getto avviamento	Starting jet	Gicleur dèmarreur	Anlassduse	1	
	8		8000 25117	Valvola a spillo	Float valve	Pointeau du flotteur	Schwimmernadelventil	1	
	9		80B0 35357	Galleggiante	Float	Flotteur	Schwimmer	1	
	10		8000 58660	Cappuccio cavo	Cap	Capuchon	Kappe	2	
	11		8000 51986	Vite	Screw	Vis	Schraube	2	
	12		8000 51987	Dado	Nut	Ecrou	Mutter	2	
	13		8000 51989	Tubetto deviatore	Tube	Tuyau	Rohr	1	
	14		8000 23981	Vite	Screw	Vis	Schraube	2	
	15		8000 36685	Coperchio valvola gas	Throttle valve cover	Couvercle papillon de gaz	Drosselkappe Deckel	1	
	16		8000 57401	Tubetto deviatore	Tube	Tuyau	Rohr	1	
	17		80000 4104	Dado	Nut	Ecrou	Mutter	1	
	18		8000 32855	Vite	Screw	Vis	Schraube	1	
	19		8000 40582	Coperchio	Cover	Couvercle	Deckel	1	
	20		*	Guarnizione dispos. avv.	Gasket	Joint	Dichtung	1	
	21		8000 44043	Molla	Spring	Ressort	Feder	1	
	22		8000 40580	Valvola avviamento	Valve	Soupape	Ventil	1	
	23		8000 36687	Raccordo	Union	Raccord	Anschluss	1	
	24		*	Guarnizione getto avviamento	Gasket	Joint	Dichtung	1	
	25		*	Guarnizione vaschetta	Gasket	Joint	Dichtung	1	
	26		8000 64168	Vaschetta	Chamber	Cuvette	Schwimmerkammer	1	
	27		8000 35086	Molla	Spring	Ressort	Feder	1	
	28		8000 36682	Piastrina	Plate	Plaque	Platte	1	
	29		8000 35353	Fermaglio spillo conico	Fasten. clip	Goujon	Haltering	1	
	30		*	Guarnizione coperchio	Gasket	Joint	Dichtung	1	
	31		8000 12045	Filtro benzina	Fuel filter	Filtre essence	Benzinfilter	1	

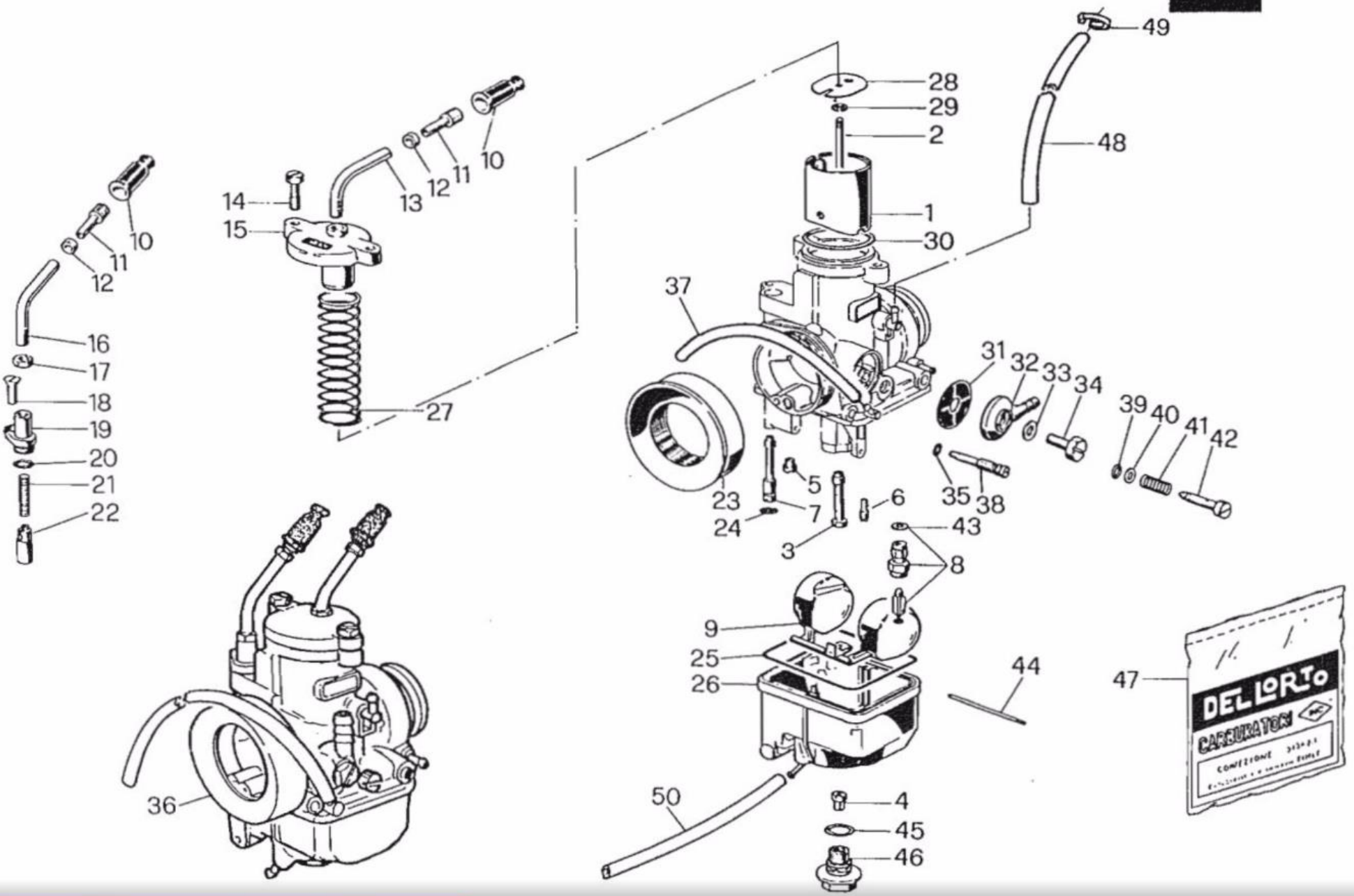
49
28
29
2
48
1
30
37
31
32
33
34
39
40
41
42
14
15
13
12
11
10
10
11
12
16
17
18
19
20
21
22
27
23
24
5
7
6
3
35
38
43
8
9
25
26
44
47
DELLORTO
CARBURATOR
36
50
4
45
46

CARBURATORE - CARBURETOR
CARBURATEUR - VERGASER

TAVOLA DRAWING TABLE BILD **12**

FRECCIA 125

C12R-6 SPEED

Note Notes Noten Marke	Index No. Pos. Pos.	Code N. Part. No. N. Cod Best. Nr.	Code N. Part. No. N. Cod Best. Nr.	DENOMINAZIONE	DESCRIPTION	DESIGNATION	BEZEICHNUNG	Q.ty Q.tà Q.te M.ge	Validity Validità Validité Gültig
	32		8000 57436	Pipetta	Pipette	Pipette	pipette	1	
	33		★	Guarnizione vite	Gasket	Joint	Dichtung	1	
	34		8000 57437	Vite	Screw	Vis	Schraube	1	
	35		★	Guarnizione vite	Gasket	Joint	Dichtung	1	
	36	16100-R06-000	8B00 63037	Assieme carburatore	Carburetor assy	Carburateur complètè	Vergaser, kpl.	1	
	37		8000 52078	Tubetto	Tube	Tuyau	Rohr	1	
	38		8000 64169	Vite	Screw	Vis	Schraube	1	
	39		★	Guarnizione vite	Gasket	Joint	Dichtung	1	
	40		8000 23983	Rondella piana	Washer	Rondelle	Unterlegscheibe	1	
	41		8000 12030	Molla	Spring	Ressort	Feder	1	
	42		8000 12029	Vite	Screw	Vis	Schraube	1	
	43		★	Guarnizione valvola a spillo	Gasket	Joint	Dichtung	1	
	44		8000 12037	Perno galleggiante	Pin	Pivot	Stift	1	
	45		★	Guarnizione tappo	Gasket	Joint	Dichtung	1	
	46		8000 49531	Tappo	Plug	Bouchon	Verschluss	1	
	47		8000 64170	Gruppo guarnizioni	Gasket set	Joint compl.	Dichtung kpl.	1	
	48		8000 29042	Tubetto	Tube	Tuyau	Rohr	2	
	49		8000 21810	Fascetta	Clamp	Collier	Schelle	2	
	50		8A00 55507	Tubo scarico benzina	Tube	Tuyau	Rohr	1	
				★: Contenuto nella busta guarnizioni (47)	★: It's contained in the gasket set (47)	★: Contenu entre l'enveloppe du joints (47)	★: In den reparaturenbichtung satz (47)		

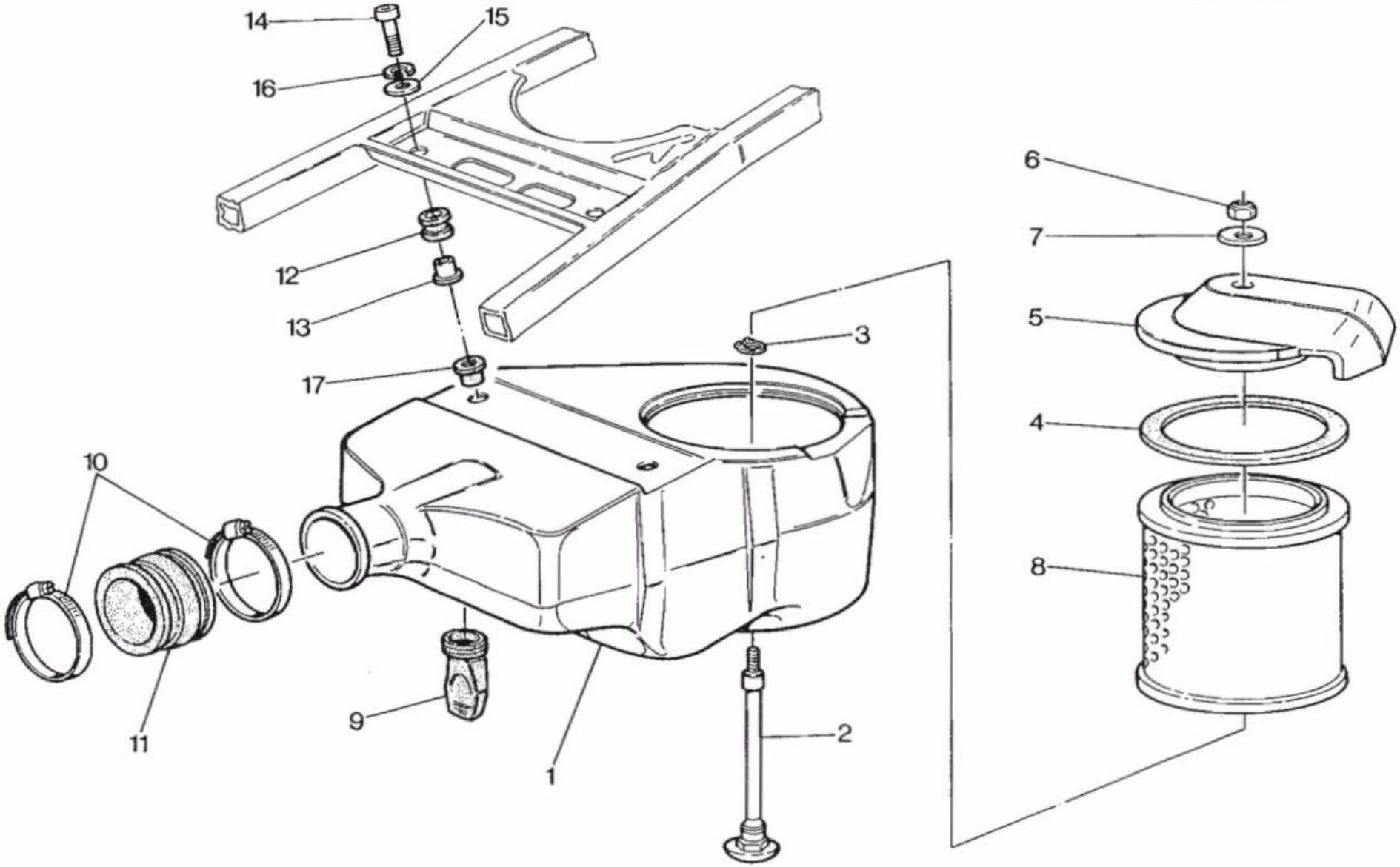
14
15
16
12
13
17
3
10
11
9
1
2
6
7
5
4
8

FILTRO ARIA - AIR FILTER
FILTRE AIRE - AIRFILTER

TAVOLA DRAWING TABLE BILD **13**

FRECCIA 125

C12R-6 SPEED

Note Notes Notes Marke	Index No. Pos. Pos.	Code N. Part. No. N. Cod Best. Nr.	Code N. Part. No. N. Cod Best. Nr.	DENOMINAZIONE	DESCRIPTION	DESIGNATION	BEZEICHNUNG	Q.ty Q.tà Q.te- M.ge	Validity Validità Validité Gültig
	1	17205-R02-000	8000 53893	Scatola silenziatore	Air filter box	Boite filtre	Filterkasten	1	
	2	17236-R02-000	8000 53626	Tirante	Tie rod	Tirant	Strippe	1	
	3	94521-16000	60N2 21204	Anello ritegno	Ring	Bague	Ring	1	
	4	17226-R02-000	8000 56472	Guarnizione	Gasket	Joint	Dichtung	1	
	5	17228-R02-000	8000 58543	Coperchio	Cover	Couvercle	Deckel	1	
	6	17237-R02-000	8000 40719	Dado	Nut	Ecrou	Mutter	1	
	7	18330-R02-000	8000 56405	Rosetta	Washer	Rondelle	Scheibe	1	
	8	17211-R02-000	8000 55664	Cartuccia filtro aria	Air filter cartridge	Cartouche filtre aire	Filterelement	1	
	9	17235-R02-000	8000 32531	Valvola scarico acqua	Water exhaust valve	Soupape decharge eau	Auspuffventil	1	
	10	27555-R02-000	8000 37906	Fascetta	Clamp	Collier	Schelle	2	
	11	17254-R02-000	8000 55725	Manicotto di raccordo	Sleeve	Manchon	Muffe	1	
	12	83637-R02-000	0370 72020	Silentblock	Silentblock	Silentblock	Silentblock	2	
	13	83634-R02-000	8000 55675	Distanziale	Spacer	Entretoise	Distanzstuck	2	
	14	93201-06035-0A	60N10 1087	Vite	Screw	Vis	Schraube	2	
	15	94101-06800	60N1 15549	Rondella	Washer	Rondelle	Scheibe	2	
	16	94111-06800	60N1 15536	Rosetta elastica	Spring washer	Rondelle élastique	Federscheibe	2	
	17	90138-R02-000	8000 48245	Boccola elastica	Rubber bushing	Douille élastique	Buchse	2	

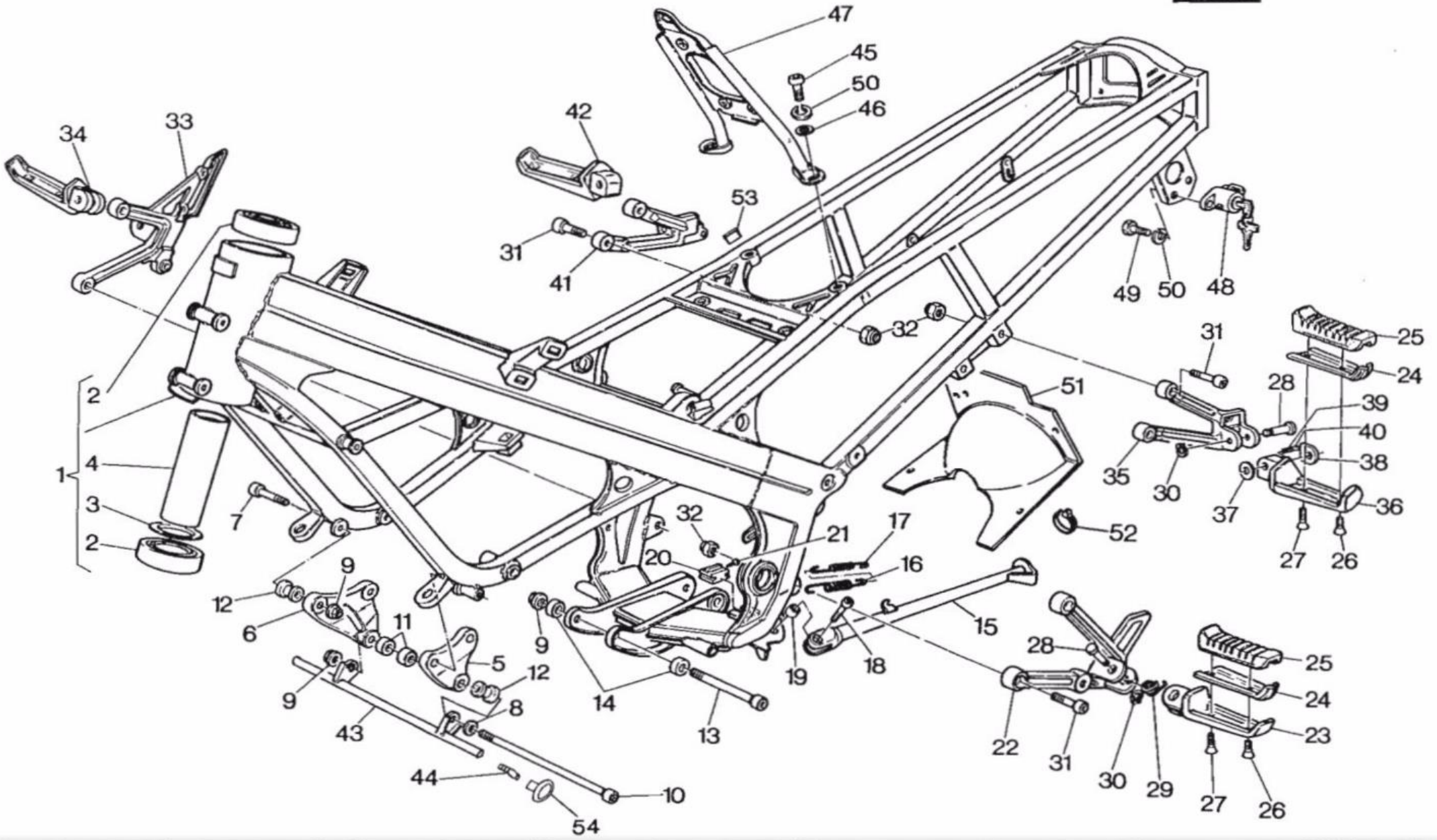
47
45
50
46
42
34
33
53
31
41
49
50
48
32
31
25
24
28
39
40
38
35
30
37
36
27
26
51
52
2
1
4
3
2
7
32
21
17
20
16
9
12
6
11
5
12
9
8
43
44
10
54
9
14
13
19
18
15
28
25
24
23
22
31
30
29
27
26

TELAIO, PEDANE - FRAME, FOOT RESTS
CADRE, REPOSE PIEDS - RAHMEN, FUSSBRETT

TAVOLA DRAWING TABLE BILD **14**

FRECCIA 125

C12R-6 SPEED

Note Notes Notes Marke	Index No. Pos. Pos.	Code N. Part. No. N. Cod Best. Nr.	Code N. Part. No. N. Cod Best. Nr.	DENOMINAZIONE	DESCRIPTION	DESIGNATION	BEZEICHNUNG	Q.ty Q.tà Q.te M.ge	Validity Validità Validité Gültig
	1	50100-R02-020	8000 61166	Assieme telaio	Frame assy	Cadre complete	kpl. Rahmen	1	
	2	96130-62050-10	8000 22672	Cuscinetto	Bearing	Roulement	Lager	2	
	3	90421-R02-000	8000 23646	Rondella	Washer	Rondelle	Scheibe	1	
	4	50171-R02-000	8000 53554	Distanziale	Spacer	Entretoise	Distanzstuck	1	
	5	50352-R02-000	8000 53613	Piastrina Sx. att. motore	L.H. plate	Plaque G.	Platte L.	1	
	6	50351-R02-000	8000 53614	Piastrina Dx. att. motore	R.H. plate	Plaque D.	Platte R.	1	
	7	96700-08070-08	60N10 2565	Vite	Screw	Vis	Schraube	4	
	8	94101-08800	60N1 15506	Rosetta	Washer	Rondelle	Scheibe	2	
	9	50728-R02-000	8000 56410	Dado autobloccante	Nut	Ecrou	Mutter	6	
	10	90801-R02-000	8000 56909	Vite	Screw	Vis	Schraube	1	
	11	50550-R02-000	80D0 32106	Distanziale sp. 10 mm.	Distance piece	Entretoise	Distanzstuck	s.n.	
	12	50224-R02-000	8000 55745	Distanziale	Spacer	Entretoise	Distanzstuck	4	
	13	96700-08080-08	60N10 2567	Vite	Screw	Vis	Schraube	1	
	14	50341-R02-000	8000 53592	Boccola	Bushing	Douille	Buchse	2	
	15	50530-R02-000	800L 53629	Gamba laterale	Side stand	Bequille latérale	Seitenstander	1	
	16	50542-R02-000	8000 53637	Molla esterna	Outer spring	Ressort exter	Aussenfeder	1	
	17	50543-R02-000	8000 53638	Molla interna	Inner spring	Ressort int.	Innenfeder	1	
	18	96700-08022-08	60N10 7351	Vite	Screw	Vis	Schraube	1	
	19	50537-R02-000	8000 53628	Distanziale	Spacer	Entretoise	Distanzstuck	1	
	20	52171-R02-000	0370 91070	Pattino catena	Chain slider	Patin chaine	Schuhkette	1	
	21	93901-42120	60N10 7026	Vite	Screw	Vis	Schraube	1	
	22	50614-R02-000	8000 53539	Piastra porta pedana anterire Sx.	L.H. front plate	Plaque AV. G.	L. Vord platte	1	
	23	50721-R02-000	8000 53543	Pedana anteriore Sx.	L.H. front foot rest	Repose pieds AV. G.	L. Vord. Fussraste	1	
	24	50702-R02-000	0370 69930	Piastrina	Plate	Plaque	Platte	4	
	25	50705-R02-000	0370 69940	Copripedana	Rubber	Caoutchouc	Gummihalter	4	
	26	93700-05010-0A	8000 56512	Vite esterna	Screw	Vis	Schraube	4	
	27	96700-05014-0A	8000 56513	Vite interna	Screw	Vis	Schraube	4	
	28	50722-R02-000	8000 53546	Perno	Pin	Pivot	Stift	4	
	29	50714-R02-000	8000 53545	Molla	Spring	Ressort	Feder	2	
	30	94540-05018	60N0 21308	Anello Seeger	Circlip	Bague d'arret	Federring	4	
	31	96700-08025-08	60N10 2556	Vite	Screw	Vis	Schraube	8	
	32	50728-R02-000	8000 40720	Dado autobloccante	Nut	Ecrou	Mutter	8	

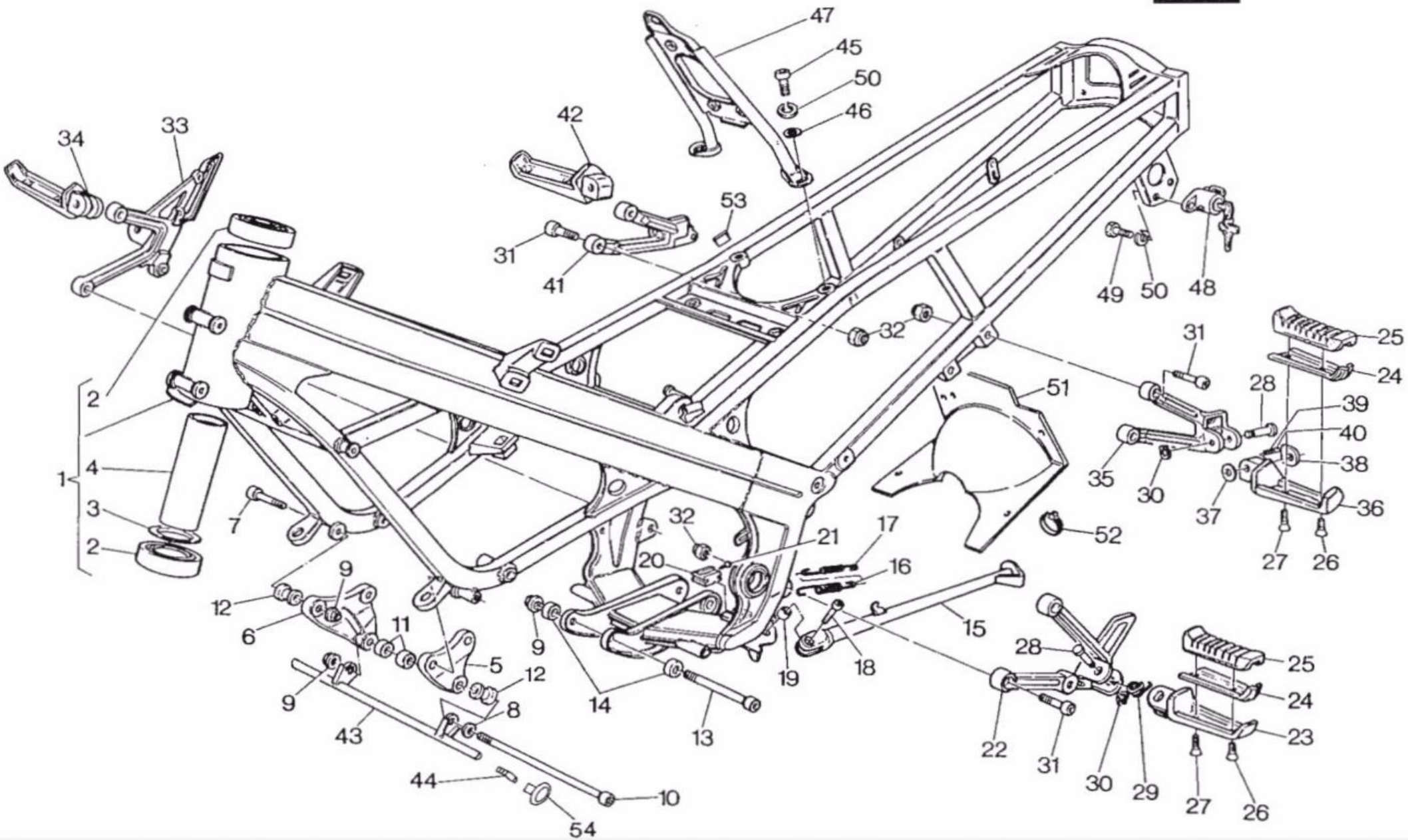
47
45
50
46
42
34
33
53
31
41
49
50
48
32
31
25
24
28
39
40
38
36
51
35
30
37
52
27
26
2
1
4
3
2
7
32
21
17
20
16
9
12
6
11
5
12
8
9
43
44
10
54
14
13
19
18
15
28
25
24
23
22
31
30
29
27
26

TELAIO, PEDANE - FRAME, FOOT RESTS
CADRE, REPOSE PIEDS - RAHMEN, FUSSBRETT

TAVOLA DRAWING TABLE BILD **14**

FRECCIA 125

C12R-6 SPEED

Note Notes Notes Marke	Index No. Pos. Pos.	Code N. Part. No. N. Cod Best. Nr.	Code N. Part. No. N. Cod Best. Nr.	DENOMINAZIONE	DESCRIPTION	DESIGNATION	BEZEICHNUNG	Q.ty Q.tà Q.te M.ge	Validity Validità Validité Gültig
	33	50624-R02-000	8000 53540	Piastra porta pedana anteriore Dx.	R.H. front foot rest plate	Plaque rep. pieds AV D.	R. Vord Fussrasteplatte	1	
	34	50711-R02-000	8000 53544	Pedana anteriore Dx.	R.H. front foot-rest	Rep. pieds AV. D.	R. Vord. Fussraste	1	
	35	50726-R02-000	8000 53541	Piastra portapedana post. Sx.	L.H. rear foot-rest plate	Plaque rep. pieds AR. G.	L. Hint Fussrasteplatte	1	
	36	50721-R02-000	8000 53543	Pedana posteriore Sx.	L.H. rear foot-rest	Rep. pieds AR. G.	L. Hint Fussraste	1	
	37	50719-R02-000	8000 53708	Piastrina	Plate	Plaque	Platte	2	
	38	50717-R02-000	8000 53709	Piastrina	Plate	Plaque	Platte	2	
	39	50703-R02-000	0370 69990	Molla	Spring	Ressort	Feder	2	
	40	96211-08000	80N0 21507	Sfera arresto pedana	Ball	Bille	Kugel	2	
	41	50716-R02-000	8000 53542	Piastra portapedana post. Dx.	R.H. rear foot-rest plate	Plaque rep. pieds AR. D.	R. Hint Fussrasteplatte	1	
	42	50711-R02-000	8000 53544	Pedana posteriore Dx.	R.H. foot-rest	Rep. pieds AR D.	R. Hint. Fussraste	1	
	43	64316-R02-000	8000 72361	Traversino	Cross member	Traverse	Traverse	1	
	44	50229-R02-000	8000 67969	Vite	Screw	Vis	Schraube	2	
	45	96700-06016-08	60N10 1079	Vite	Screw	Vis	Schraube	2	
	46	94101-06800	60N1 15561	Rondella	Washer	Rondelle	Scheibe	8	
	47	77110-R02-000	800L 58477	Telaio appoggio sella	Seat support	Support seiége	Sattelhalter	1	
	48	77108-R02-000	8000 38211	Serratura casco	Helmet lock	Serrure	Schloss	1	
	49	93201-06010-1A	60N10 1076	Vite	Screw	Vis	Schraube	2	
	50	94111-06800	60N1 15536	Rosetta elastica	Spring washer	Rondelle élastique	Federscheibe	4	
	51	17238-R02-000	8000 60867	Protezione filtro	Guard	Protection	Schutz	1	
	52	90668-R02-000	8000 56783	Fascetta	Clamp	Collier	Schelle	4	
	53		8000 57205	Gancio	Hook	Crochet	Haken	1	
	54	50227-R02-000	8000 67970	Gommino	Rubber	Caoutchouc	Gummistuck	2	

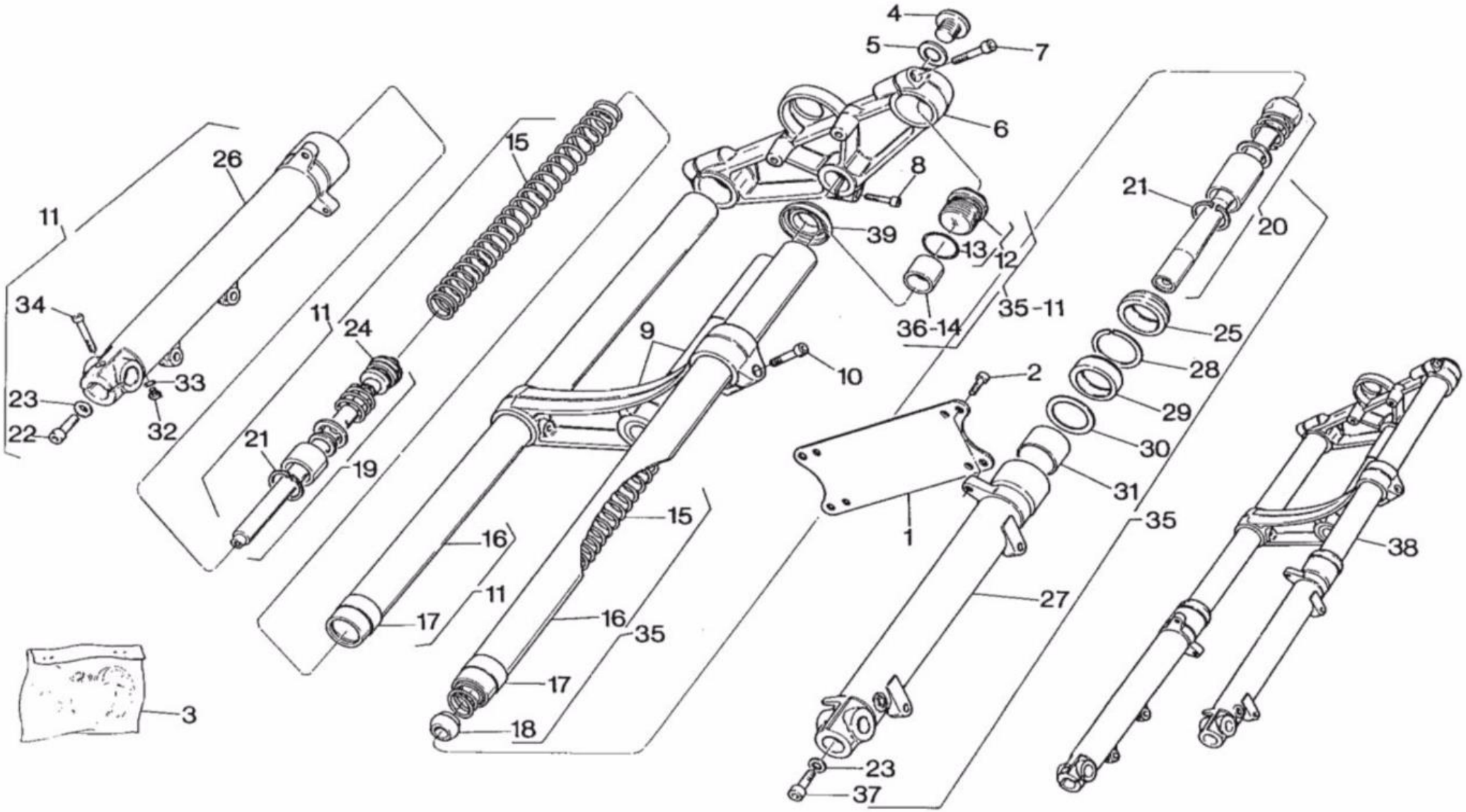
4
5
7
6
8
15
26
11
39
13
12
21
20
34
11
24
9
10
36-14
35-11
25
28
29
30
31
35
38
2
33
23
22
32
21
19
16
15
1
11
17
16
35
27
17
18
3
23
37

SEE MORE 4 SHA

SOSPENSIONE ANTERIORE - FRONT FORK ASSEMBLY
SUSPENSION AVANT - VORDERTELESKOPGABEL

TAVOLA DRAWING TABLE BILD **15**

FRECCIA 125

C12R-6 SPEED

Note Notes Notes Marke	Index No. Pos. Pos.	Code N. Part. No. N. Cod Best. Nr.	Code N. Part. No. N. Cod Best. Nr.	DENOMINAZIONE	DESCRIPTION	DESIGNATION	BEZEICHNUNG	Q.ty Q.tà Q.te M.ge	Validity Validità Validité Gültig
	1	52431-R02-000	8000 53714	Piastra irrig. forcelle	Plate	Plaque	Platte	1	
	2	96700-06018-08	60N10 2506	Vite	Screw	Vis	Schraube	4	
	3		8000 57390	Gruppo revisione guarnizioni	Seal set	Kit de joints	Dichtungsatz	1	
	4	53202-R02-000	8000 53538	Vite perno di sterzo	Screw	Vis	Schraube	1	
	5	50302-R02-000	8000 15397	Rosetta	Washer	Rondelle	Scheibe	1	
	6	53231-R02-000	8000 53534	Testa di sterzo	Upper bracket	Tete barre de direction	Gabelbrucke	1	
	7	96700-08030-08	60N10 2557	Vite	Screw	Vis	Schraube	2	
	8	96700-08035-08	60N10 2558	Vite	Screw	Vis	Schraube	1	
	9	53200-R02-000	8000 53537	Base di sterzo con perno	Stem bracket with pin	Poute de fourche avec pivot	Gabelbrucke mit Bolzen	1	
	10	96700-10025-00	60N10 2583	Vite	Screw	Vis	Schraube	2	
	11		8000 57378	Assieme gamba destra	R. fork leg assy	Fourche compl. D.	Telegabel kpl. R.	1	
	12		8000 41527	Tappo	Plug	Bouchon	Verschluss	2	
	13		8000 31094	Guarnizione OR	Gasket	Joint	Dichtung	2	
	14		8000 57380	Tubetto Dx.	R.H. tube	Tuyau D.	Rohr R.	2	
	15		8000 57382	Molla	Spring	Ressort	Feder	1	
	16		8000 57383	Asta di forza	Fork tube	Barre de force	Druckstab	2	
	17		8000 57384	Boccola	Bushing	Douille	Buchse	2	
	18		8000 50856	Puntale per molla	Spring support	Appui ressort	Druckpilz	2	
	19		8000 57386	Pompante destro completo	Load variation assy	Variateur compl.	Belastungschieber kpl.	1	
	20		8000 57385	Pompante sinistro completo	Load variation assy	Variateur compl.	Belastungschieber	1	
	21		60N2 21263	Anello di fermo	Stop ring	Bague de fix.	Stopring	2	
	22		8000 41539	Vite	Screw	Vis	Schraube	1	
	23		8000 31113	Rosetta	Washer	Rondelle	Scheibe	2	
	24		8000 41534	Segmento per pistone	Ring	Bague	Ring	1	
	25		8000 57387	Raschiapolvere	Dust scraper	Racle-poussière	Abstreifgummi	2	
	26		8000 57388	Scorrevole destro compl.	R. slider assy	Montant D. compl.	Bein R. kpl.	1	
	27		8000 57391	Scorrevole sinistro completo	L. slider assy	Montant G. compl.	Bein L. kpl.	1	
	28		8000 31105	Anello elastico	Elastic ring	Bague élastique	Elastischer Ring	2	

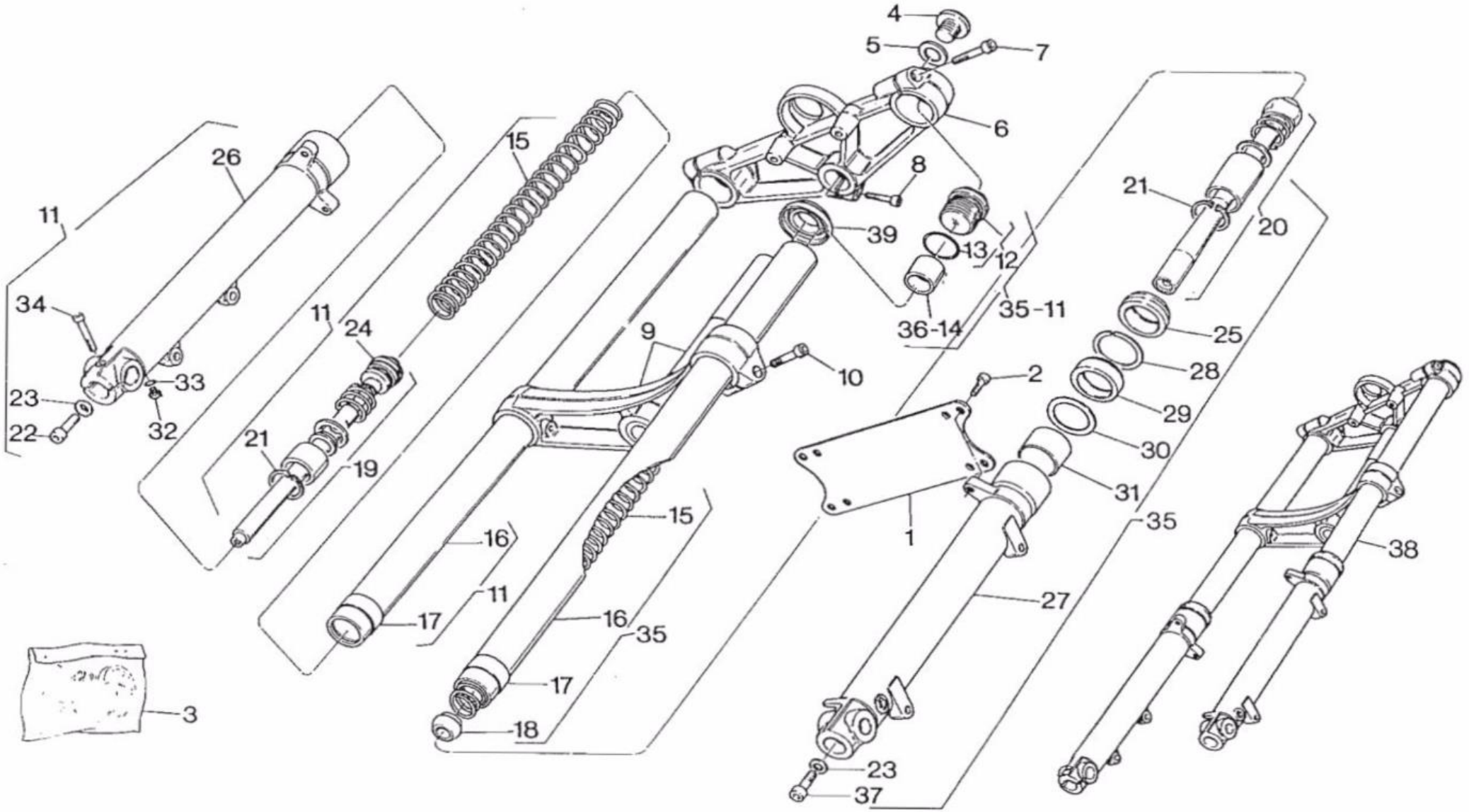
4
5
7
6
8
15
26
11
21
20
39
13
12
34
11
24
9
10
36-14
35-11
25
28
33
23
32
22
2
29
21
19
30
31
15
1
35
16
38
11
27
17
16
35
17
3
18
23
37

SOSPENSIONE ANTERIORE - FRONT FORK ASSEMBLY
SUSPENSION AVANT - VORDERTELESKOPGABEL

TAVOLA DRAWING TABLE BILD **15**

FRECCIA 125

C12R-6 SPEED

Note Notes Notes Marke	Index No. Pos. Pos.	Code N. Part. No. N. Cod Best. Nr.	Code N. Part. No. N. Cod Best. Nr.	DENOMINAZIONE	DESCRIPTION	DESIGNATION	BEZEICHNUNG	Q.ty Q.tà Q.te M.ge	Validity Validità Validité Gültig
	29		8000 57389	Anello di tenuta	Seal ring	Bague d'étanchéité	Dichtungsring	2	
	30		8000 43904	Rondella	Washer	Rondelle	Scheibe	2	
	31		8000 43905	Boccola	Bushing	Douille	Buchse	2	
	32		8000 43353	Vite	Screw	Vis	Schraube	2	
(1)	33		8000 31106	Guarnizione OR	Gasket	Joint	Dichtung	2	
	34		60N10 2559	Vite	Screw	Vis	Schraube	1	
	35		8000 57379	Assieme gamba sinistra	L. fork leg assy	Fourche compl. G.	Telegabel kpl. L.	1	
	36		8000 57381	Tubetto Sx.	L.H. tube	Tuyau G.	Rohr L.	1	
	37		8000 50683	Vite	Screw	Vis	Schraube	1	
	38		8000 53654	Assieme sosp. ant.	Front fork assembly	Suspension avant	Vorderteleskopgabel	1	
	39	53216-R02-000	8000 53553	Calotta cuscinetti di sterzo	Cup	Calotte	Kalotte	1	
				(1) Forniti nel gruppo revisione guarnizioni (pos. 3)	(1) Supplied in the gasket overhauling set (pos. 3)	(1) Fournie dans le groupe revision joints (pos. 3)	(1) Geliefert in den Reparaturendichtungsatz		

16

TAVOLA - DRAWING SEE
TABLE - BILD

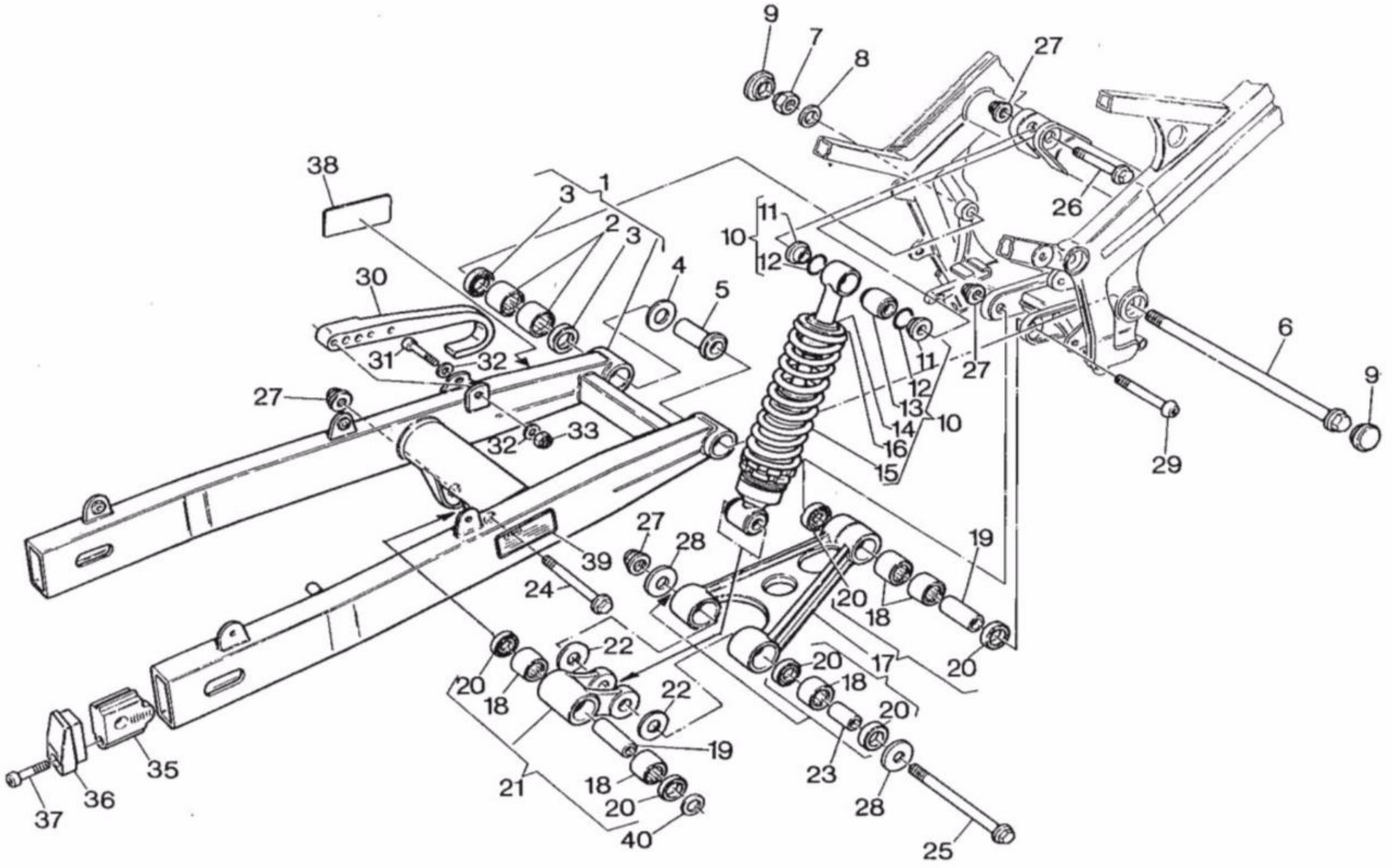

FORCELLONE E SOSPENSIONE POSTERIORE - SWING ARM AND REAR SUSPENSION
FOURCHE ET SUSPENSION ARRIÈRE - GABEL UND HINTERAUFHÄNGUNG

TAVOLA DRAWING TABLE BILD **16**

FRECCIA 125

C12R-6 SPEED

Note Notes Notes Marke	Index No. Pos. Pos.	Code N. Part. No. N. Cod Best. Nr.	Code N. Part. No. N. Cod Best. Nr.	DENOMINAZIONE	DESCRIPTION	DESIGNATION	BEZEICHNUNG	Q.ty Q.tà Q.te M.ge	Validity Validità Validité Gültig
	1	52110-R02-000	800L 55704	Forcellone completo	Rear fork. assy	Rourche AR. compléte	kpl. Gabel	1	
	2	52149-R02-000	8000 32064	Cuscinetto a rulli	Needle bearing	Roulement a aiguilles	Nadelkafig	4	
	3	52127-R02-000	8000 32065	Anello di tenuta	Seal ring	Bague d'étanchéité	Dichtungsring	4	
	4	90506-R02-030	80A0 32069	Rosetta di rasamento sp. 0,3 mm.	Thrust washer	Rondelle d'épaulement	Anlaufscheibe	2	
		90506-R02-040	80A0 32069	Rosetta di rasamento sp. 0,4 mm.	Thrust washer	Rondelle d'épaulement	Anlaufscheibe	2	
		90506-R02-050	80E0 32069	Rosetta di rasamento sp. 0,5 mm.	Thrust washer	Rondelle d'épaulement	Anlaufscheibe	2	
		90506-R02-070	80F0 32069	Rosetta di rasamento sp. 0,7 mm.	Thrust washer	Rondelle d'épaulement	Anlaufscheibe	2	
		90506-R02-080	80G0 32069	Rosetta di rasamento sp. 0,8 mm.	Thrust washer	Rondelle d'épaulement	Anlaufscheibe	2	
		90506-R02-100	80F0 32069	Rosetta di rasamento sp. 1 mm.	Thrust washer	Rondelle d'épaulement	Anlaufscheibe	2	
		90506-R02-120	80G0 32069	Rosetta di rasamento sp. 1,2 mm.	Thrust washer	Rondelle d'épaulement	Anlaufscheibe	2	
	5	52148-R02-000	8000 38035	Bussola perno	Pin bushing	Douille	Buchse	2	
	6	90121-R02-000	8000 53656	Perno	Pin	Pivot	Stift	1	
	7	90307-R02-000	8000 22691	Dado autobloccante	Nut	Ecrou	Mutter	2	
	8	52521-R02-000	8B00 22692	Rosetta	Washer	Rondelle	Scheibe	1	
	9	52507-R02-000	0370 37040	Tappo perno forcellone	Cap	Capouchon	Stopfen	2	
	10		8000 53657	Ammortizzatore posteriore	Shock-absorber	Ammortisseur	Federbein	1	
	11		8000 40408	Bussola	Bushing	Douille	Buchse	4	
	12		8000 40409	Anello OR	«O» Ring	Joint «OR»	«O» Ring	4	
	13		8000 40402	Cuscinetto a snodo sferico	Bearing	Roulement	Lager	2	
	14		8000 40420	Rosetta	Washer	Rondelle	Scheibe	1	
	15		8000 53658	Molla	Spring	Ressort	Feder	1	
	16		8000 40418	Piattello	Spring plate	Plat	Federteller	1	
	17	52500-R02-000	800L 43221	Tirante completo	Tie rod assy	Tjrant compl.	Strippe kpl.	1	
	18	52524-R02-000	8000 38956	Cuscinetto a rullini	Needle bearing	Roulement à aiguilles	Nadelkafig	6	
	19	52505-R02-000	8000 38958	Bussola	Bushing	Douille	Buchse	2	
	20	52526-R02-000	8000 38957	Anello di tenuta	Seal ring	Bague d'étanchéité	Dichtungsring	8	
	21	52510-R02-000	800L 43225	Biella completa	Connecting compl.	Bielle compl.	Pleuelstange kpl.	1	
	22	52503-R02-000	8000 43314	Rosetta	Washer	Rondelle	Scheibe	2	
	23	52502-R02-000	8000 39364	Bussola	Bushing	Douille	Buchse	2	
	24	52529-R02-000	8000 56506	Vite	Screw	Vis	Schraube	1	
	25	90126-R02-000	0370 59030	Vite	Screw	Vis	Schraube	1	
	26	52528-R02-000	8000 56508	Vite	Screw	Vis	Schraube	1	

16

TAVOLA - DRAWING
TABLE - BILD

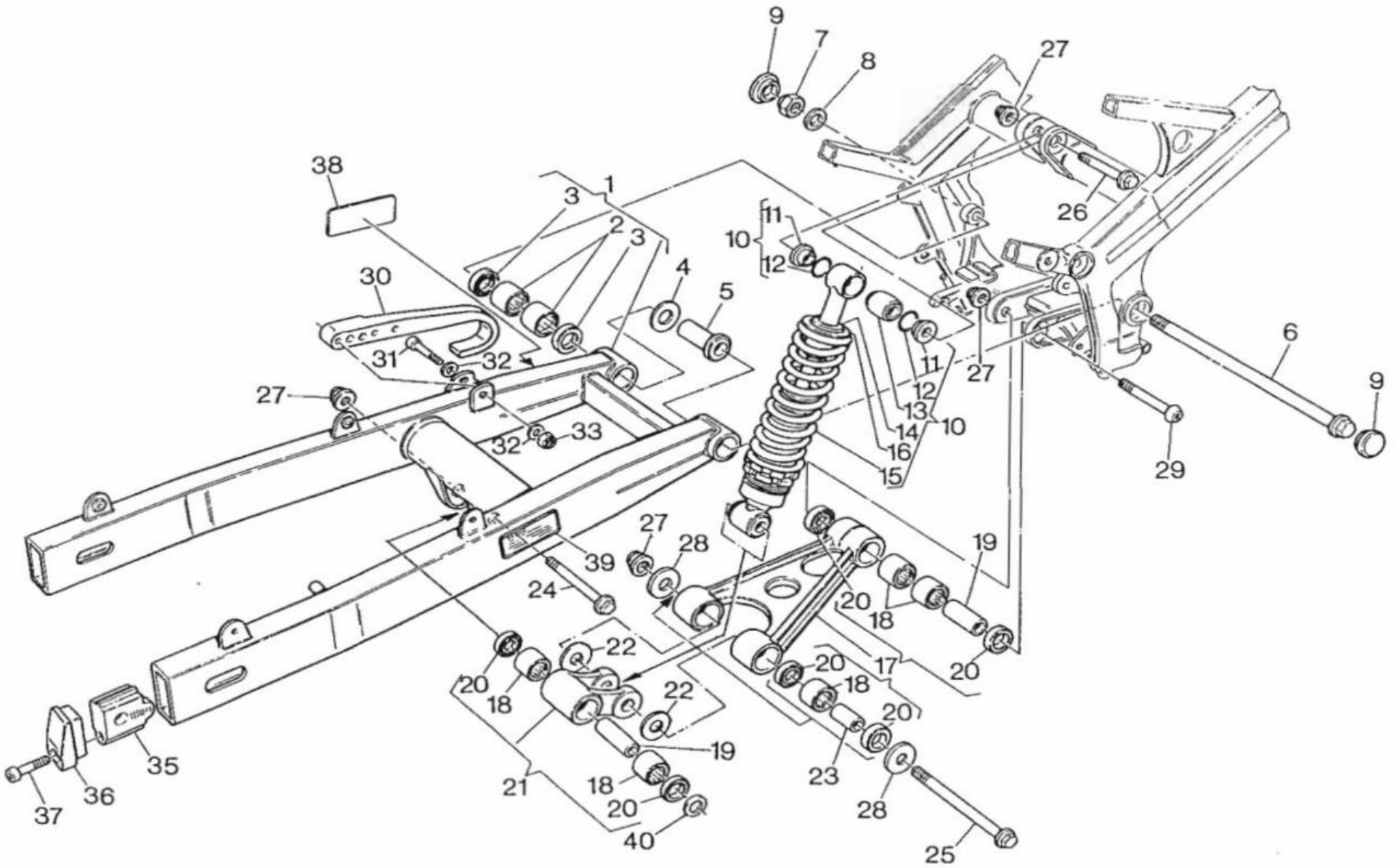

SEE MORE 4 SHAR

Note Notes Notes Marke	Index No. Pos. Pos.	Code N. Part. No. N. Cod Best. Nr.	Code N. Part. No. N. Cod Best. Nr.	DENOMINAZIONE	DESCRIPTION	DESIGNATION	BEZEICHNUNG	Q.ty Q.tà Q.te M.ge	Validity Validità Validité Gültig
	27	90306-KF0-003	8000 42023	Dado autobloccante	Nut	Ecrou	Mutter	4	
	28	52522-R02-000	8000 56407	Rosetta	Washer	Rondelle	Scheibe	2	
	29	52504-R02-000	8000 55717	Vite	Screw	Vis	Schraube	1	
	30	52170-R02-000	8000 34897	Pattino catena	Chain slider	Patin chaine	Schuhkette	1	
	31	96700-06050-00	60N10 2515	Vite	Screw	Vis	Schraube	1	
	32	94101-06800	60N1 15504	Rosetta	Washer	Rondelle	Scheibe	2	
	33	90204-R02-000	8000 56409	Dado autofrenante	Nut	Ecrow	Mutter	1	
	35	40543-R02-000	8000 53530	Tendicatena	Chain adjuster	Tendeur de chaine	Kettenspanner	2	
	36	40546-R02-000	8000 53531	Coperchio	Cover	Couvercle	Deckel	2	
	37	96700-08050-08	8000 62400	Vite	Screw	Vis	Schraube	1	
	38	87155-R06-000	8000 57366	Decalcomania regolazione catena	Chain adjustment trim	Décalc. reg. chaine	Abziehbild Kettenregler	1	
	39	87156-R06-000	8000 57367	Decalcomania pressione pneumatici	Tires pressure trim	Décalc. pression pneus	Abziehbilddruck	1	
	40	52527-R02-000	8000 57714	Rosetta	Washer	Rondelle	Scheibe	1	

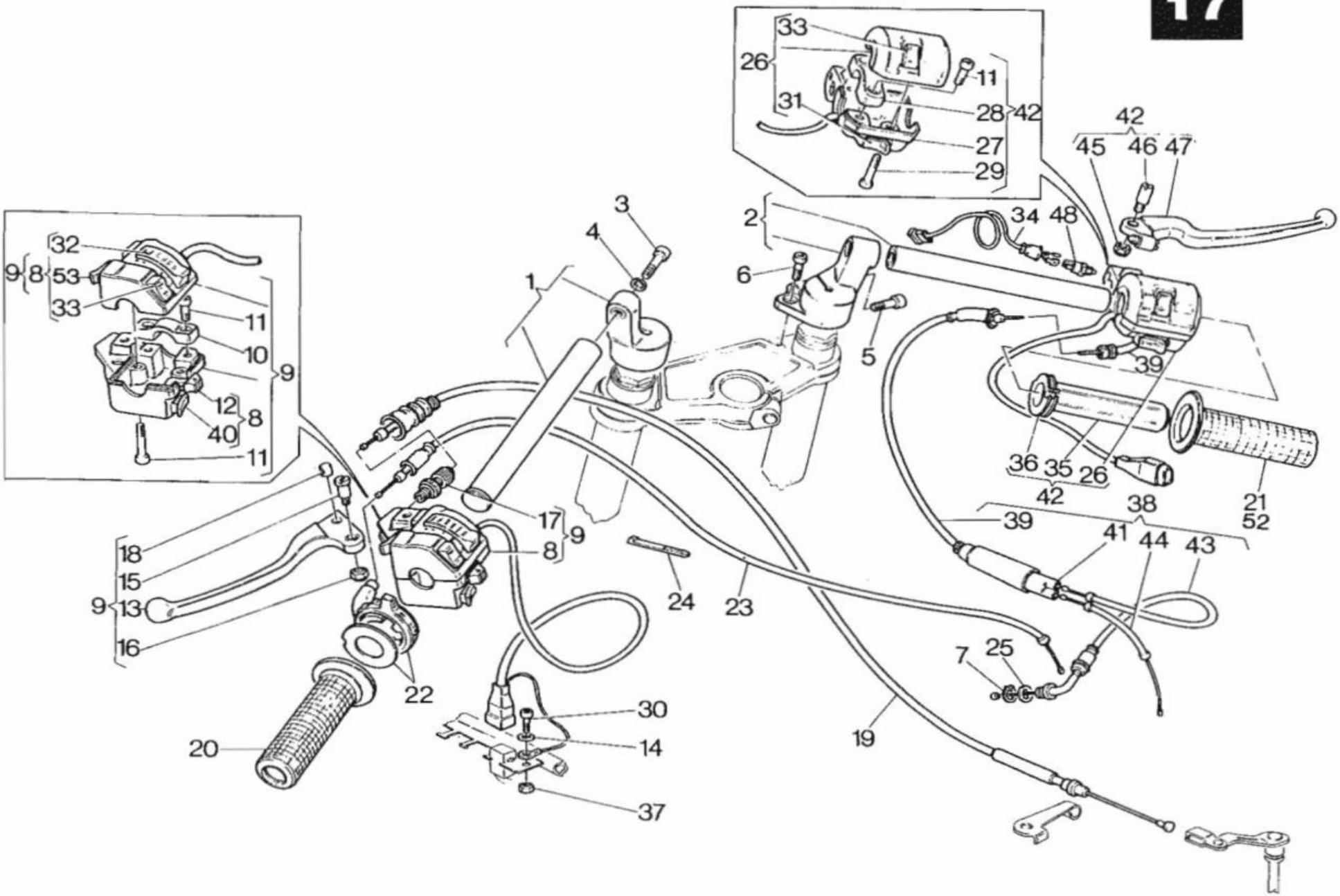
33
26
31
11
28
42
27
29
42
45
46
47
3
4
1
2
34
48
6
5
39
32
9
8
53
33
11
10
9
12
8
40
11
36
35
26
42
21
52
38
39
41
44
43
17
9
8
18
15
9
13
16
24
23
7
25
22
30
14
20
19
37

MANUBRIO E COMANDI - HANDLEBAR AND CONTROLS
GUIDON ET COMMANDES - LENKER UND STEUERORGANE

TAVOLA DRAWING TABLE BILD **17**

FRECCIA 125

C12R-6 SPEED

Note Notes Notes Marke	Index No. Pos. Pos.	Code N. Part. No. N. Cod Best. Nr.	Code N. Part. No. N. Cod Best. Nr.	DENOMINAZIONE	DESCRIPTION	DESIGNATION	BEZEICHNUNG	Q.ty Q.tà Q.te M.ge	Validity Validità Validité Gültig
	1	53310-R02-000	8000 60199	Assieme semimanubrio Sx.	L. Half-handlebar assy	Bracelet guidon compl. G.	Halblenker KPl. L.	1	
	2	53110-R02-000	8000 60200	Assieme semimanubrio dx.	R. Half-handlebar assy	Bracelet guidon compl. D.	Halblenker kpl. R.	1	
	3	96700-10040-00	60N10 2586	Vite	Screw	Vis	Schraube	2	
	4	53135-R02-000	8000 48678	Rosetta elastica	Spring washer	Rondelle élastique	Federscheibe	2	
	5	96700-00025-07	60N10 2556	Vite	Screw	Vis	Schraube	2	
	6	96700-06016-07	8000 56426	Vite	Screw	Vis	Schraube	2	
	7		60N0 21309	Anello elastico	Elastic ring	Bague élastique	Elastischer Ring	1	
	8	35200-R06-000	8000 55755	Commutatore sinistro	Commutator L.	Commutateur G.	Kommutator L.	1	
	9	3520A-R06-000	8000 53721	Assieme comando frizione e commuta luci	Clutch control and light switch assy	Ensemble embrayage et feux	Kupplungseinschaltungs und Lichtumschalteraggregat	1	
	10		8000 55333	Cavallotto	Holder	Support	Halter	1	
	11	90115-R02-000	8000 50772	Vite	Screw	Vis	Schraube	7	
	12		8000 50767	Levetta indicatori di direzione	Turn signals lever	Levier clignotant	Blinkerhebel	1	
	13	53190-R02-000	8000 55329	Leva comando frizione	Clutch lever	Levier comm. émbrayage	Kupplungshebel	1	
	14	94101-05800	60N1 15503	Rondella piana	Washer	Rondelle	Unterlegscheibe	1	
	15	90114-R02-000	8000 55330	Perno rotazione leva	Pin	Pivot	Stift	1	
	16		8000 55331	Dado autofrenato	Nut	Ecrou	Mutter	1	
	17	35210-R02-000	8000 55332	Gruppo registro frizione	Clutch assy	Registre embr.	Kupplung	1	
	18		8000 55335	Barilotto	Retainer	Cliquet	Nippelaufnahme	1	
	19	22870-R02-000	8000 53699	Assieme trasmissione comando frizione	Clutch cable assy	Cable comm. embrayage compl.	Kupplungszung kpl.	1	
	20	53166-R02-000	8000 55746	Manopola sinistra	Handle grip L.	Poignée G.	Lenker Festgriff L.	1	
	21	53165-R02-000	8000 55747	Manopola comando gas	Handle grip R.	Poignée D.	Lenker Festariff R.	1	
	22	17692-R02-000	8000 55715	Assieme manettino com. starter	Starter control set	Complete comm. starter	Startersteuerungsgruppe	1	
	23	17950-R02-000	8000 55714	Assieme trasmissione comando starter	Starter cable assy	Cable compl. starter	Starterzung kpl.	1	
	24	32161-R02-000	8000 53724	Fascetta	Clamp	Collier	Schelle	2	
	25		80000 9721	Rosetta	Washer	Rondelle	Scheibe	1	
	26	35150-R06-000	8000 55756	Commutatore destro	Commutator R.	Commutateur D.	Kommutator R.	1	
	27	35152-R02-000	8000 55339	Supporto com. gas pompa olio	Throttle oil pump support	Support comm. gaz. pompe huile	Gassteuerung Oelpumpen Halter	1	
	28		8000 55334	Cavallotto	Holder	Support	Halter	1	
	29	90116-R02-000	8000 55338	Vite	Screw	Vis	Schraube	2	
	30	93201-05012-1A	60N10 2483	Vite	Screw	Vis	Schraube	1	

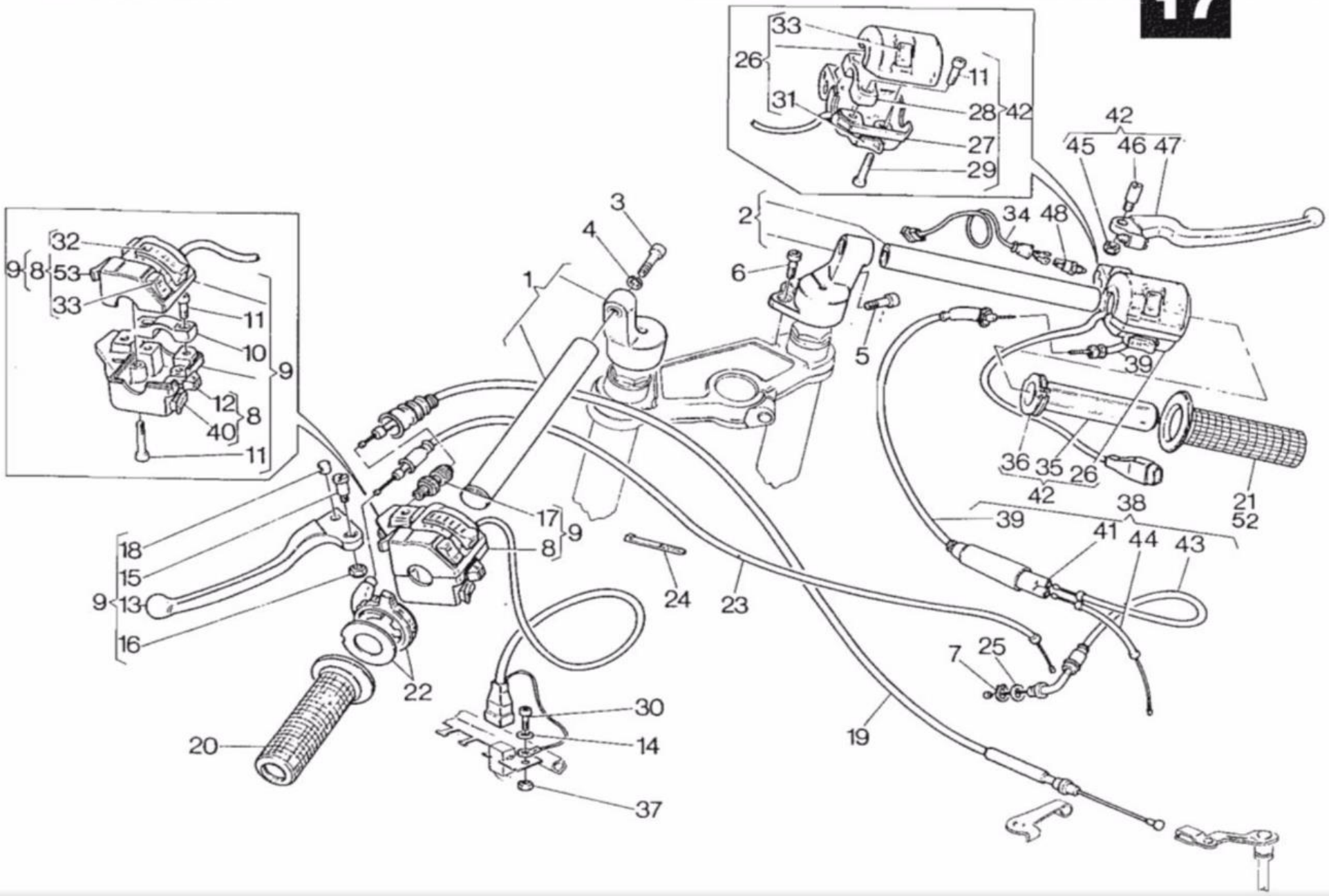
33
26
11
31
28
42
27
29
42
45
46
47
3
4
1
2
34
48
6
5
39
32
9
8
53
33
11
10
9
12
8
40
11
36
35
26
42
21
52
38
39
41
44
43
17
9
18
15
9
13
16
8
24
23
7
25
22
30
14
20
19
37

MANUBRIO E COMANDI - HANDLEBAR AND CONTROLS
GUIDON ET COMMANDES - LENKER UND STEUERORGANE

TAVOLA DRAWING TABLE BILD **17**

FRECCIA 125

C12R-6 SPEED

Note Notes Notes Marke	Index No. Pos. Pos.	Code N. Part. No. N. Cod Best. Nr.	Code N. Part. No. N. Cod Best. Nr.	DENOMINAZIONE	DESCRIPTION	DESIGNATION	BEZEICHNUNG	Q.ty Q.tà Q.te M.ge	Validity Validità Validité Gültig
	31		8000 61926	Pulsante avviamento	Starting push-button	Poussoir de démarrage	Anlass knopf	1	
	32		8000 50765	Levetta luci di posizione	Parking lights lever	Levier feux de parc	Parkenlichthebel	1	
	33		8000 50766	Levetta	Lever	Levier	Hebel	1	
	34	35345-R06-000	8000 56736	Cavi interruttore stop	Cable	Cable	Kabel	1	
	35	53141-R02-000	8000 47960	Manopola int. com. gas	Throttle inner grip	Poignée int. comm. gaz	Gasgriff	1	
	36	17693-R02-000	8000 47961	Carrucola	Pulley	Poulie	Fuhrungsrolle	1	
	37	94001-85000-0S	60N1 15192	Dado autofrenato	Nut	Ecrou	Mutter	1	
	38	17910-R02-000	8000 56708	Assieme trasm. com. gas e pompa olio	Gas power and oil pump diuning assy	Cables comm. gaz et pompe huile compl.	Gasgestange kpl.	1	
	39	17931-R02-000	8000 56702	Trasmissione comando gas e pompa olio	Gas power and oil pump diuning	Cables comm. gaz et pompe huile	Gasgestange	1	
	40		8000 50768	Pulsante avvisatore acustico	Horn button	Signal acoustique	Hupe	1	
	41	17912-R02-000	8000 21198	Astuccio sdoppiam. cavi	Equalizer box	Etui dédoubl. cables	Behalter Kabelung	1	
	42	3515A-R06-000	8000 53700	Assieme comando gas-pompa olio e comm. avviamento	Throttle, oil pump arid starter assy	Ensemble poignée du gaz, pompe à huile, démarreur	Gassteuerungs, Oelpumpe und Anlabsteuerungsaggregat	1	
	43	17911-R02-000	8000 56710	Trasmissione comando pompa olio	Oil pump driving	Cable comm. pompe huile	Oelpumpkabel	1	
	44	17921-R02-000	8000 56707	Trasmissione comando carburatore	Throttle cable	Cable gas	Gaszug	1	
	45		8000 55331	Dado frenato	Nut	Ecrou	Mutter	1	
	46	90114-R02-000	8000 55330	Perno rotazione leva	Pin	Pivot	Stift	1	
	47	53170-R02-000	8000 55340	Leva completa di grano	Lever assy	Levier compl.	Hebel kpl.	1	
	48	35340-R02-000	8000 14340	Interruttore stop anteriore	Front stop switch	Interr. stop avant	Bremslichtschalter	1	
	53		8000 50764	Pulsante per abbagliante	High-beam push-button	Poussoir du phare-route	Fernlichtknopf	1	

18

TAVOLA - DRAWING
TABLE - BILD

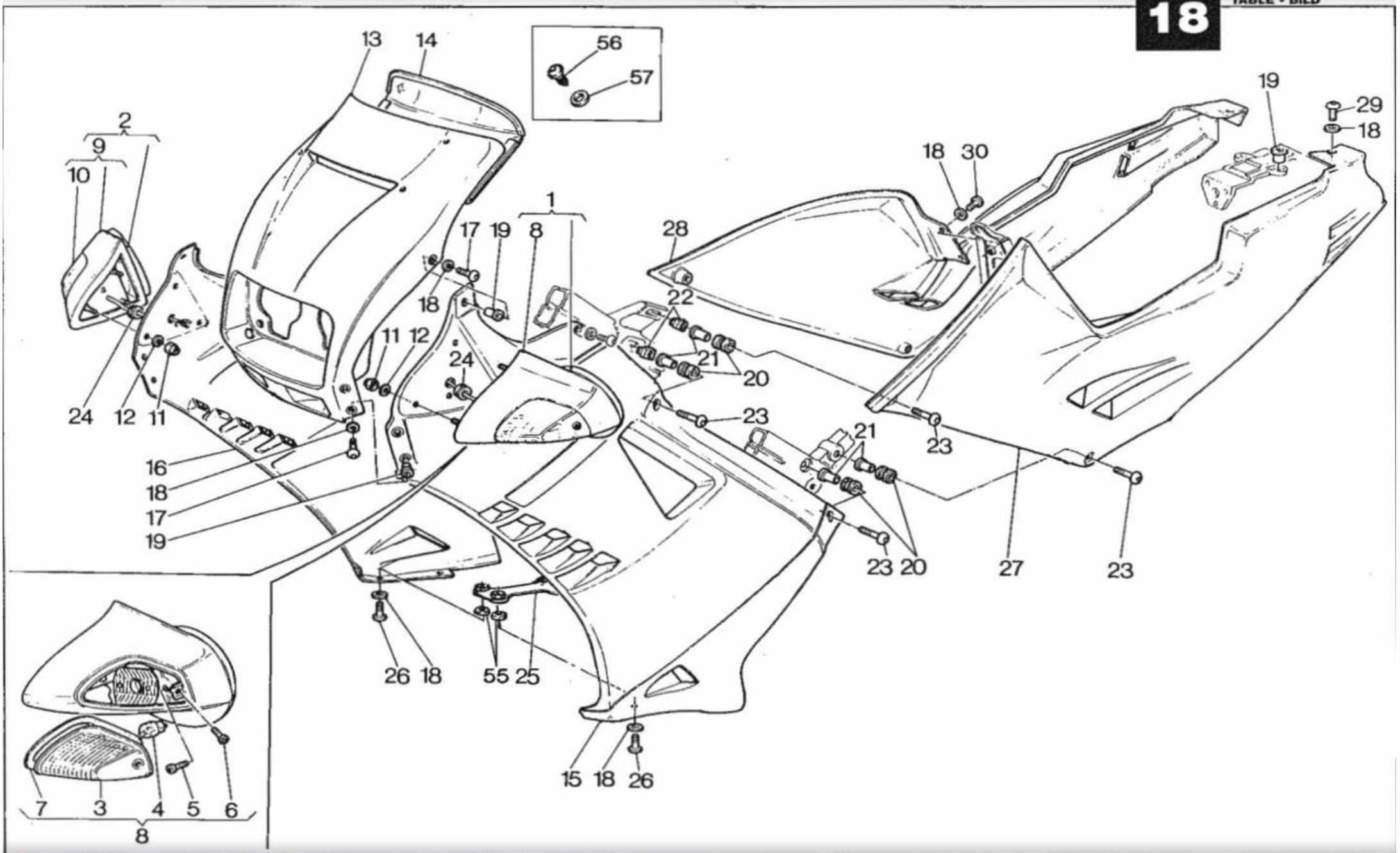

Note Notes Notes Marke	Index No. Pos. Pos.	Code N. Part. No. N. Cod Best. Nr.	Code N. Part. No. N. Cod Best. Nr.	DENOMINAZIONE	DESCRIPTION	DESIGNATION	BEZEICHNUNG	Q.ty Q.tà Q.te M.ge	Validity Validità Validité Gültig
	1	33450-R02-000	8000 ~~58499~~	Specchio retrovisore sinistro compl. (codice colore A) 62382	L. driving mirror assy (color code A)	Rétroviseur G. compl. (code coleur A)	Ruckblickspiegel L. Kpl. (Code Farbe A)	1	
	2	33400-R02-000	8000 ~~58500~~	Specchio retrovisore destro compl. (codice colore A) 62383	R. driving mirror assy (color code A)	Rétroviseur D. compl. (code coleur A)	Ruckblickspiegel R. kpl. (Code Farbe A)	1	
	3	33452-R02-000	0370 99425	Lente	Tail	Loupe	Linse	1	
	4		8000 36726	Lampada 12V-10W	Bulb	Lampe	Lampe	2	
	5		722760689	Vite	Screw	Vis	Schraube	4	
	6		722310871	Vite	Screw	Vis	Schraube	2	
	7		037099464	Guarnizione	Gasket	Joint	Dichtung	2	
	8		8000 59499	Indicatore direz. ant. sinistro	L. front blinking	Clignotant AV. G.	Vorderblinker L.	1	
	9		8000 59500	Indicatore direz. ant. destro	R. front blinking	Clignotant AV. D.	Vorderblinker R.	1	
	10	33402-R02-000	0370 99420	Lente destra	R. Tail	Loupe D.	Linse R.	1	
	11	90204-R02-000	8000 56408	Dado autobloccante	Nut	Ecrou	Mutter	6	
	12	90149-R02-000	60N1 15548	Rosetta piana	Flat washer	Rondelle	Scheibe	6	
	13	64200-R02-000	8000 ~~58494~~	Cupolino 73383 (codice colore A)	Fairing (color code A)	Dome (code coleur A)	Verkleidung (code farbe A)	1	
	14	64280-R02-000	8000 61063	Spoiler	Spoiler	Spoiler	Spoiler	1	
	15	64500-R02-000	8000 ~~58527~~	Semicarenatura sinistra 73384 (codice colore A)	L. Half-fairing (color code A)	Démi-carenage G. (code coleur A)	Halb-Schale L. (code farbe A)	1	
	16	64400-R02-000	8000 ~~58526~~	Semicarenatura destra 73385 (codice colore A)	R. Half-fairing (color code A)	Démi-carenage D. (code coleur A)	Halb-Schale R. (code farbe A)	1	
	17	64334-R02-000	8000 55698	Vite	Screw	Vis	Schraube	6	
	18	83632-R02-000	8000 56391	Rosetta nylon	Nylon washer	Rondelle en nylon	Nylon-Unterlegscheibe	16	
	19	90138-R02-000	8000 48245	Boccola elastica	Rubber bushing	Douille élastique	Buchse	8	
	20	83637-R02-000	0370 72020	Silent block	Silent block	Silent block	Silentblock	8	
	21	83634-R02-000	8000 55675	Distanziale	Spacer	Entretoise	Distanzstuck	8	
	22	83635-R02-000	8000 56448	Dado con gabbia	Nut	Ecrou	Mutter	4	
	23	90115-R02-000	8000 55697	Vite	Screw	Vis	Schraube	8	
	24	83638-R02-000	80000 7051	Gommino	Rubber	Caoutchouc	Gummistuck	2	
	25	64306-R02-000	8000 53713	Piastrina	Plate	Plaque	Platte	1	
	26	64332-R02-000	8000 55703	Vite	Screw	Vis	Schraube	4	
	27	83640-R02-000	8000 ~~58529~~	Fianchetto sinistro 73386 (codice colore A)	L. side (color code A)	Flanc G. (code coleur A)	Wange L. (code farbe A)	1	

TAVOLA - DRAWING
TABLE - BILD

18

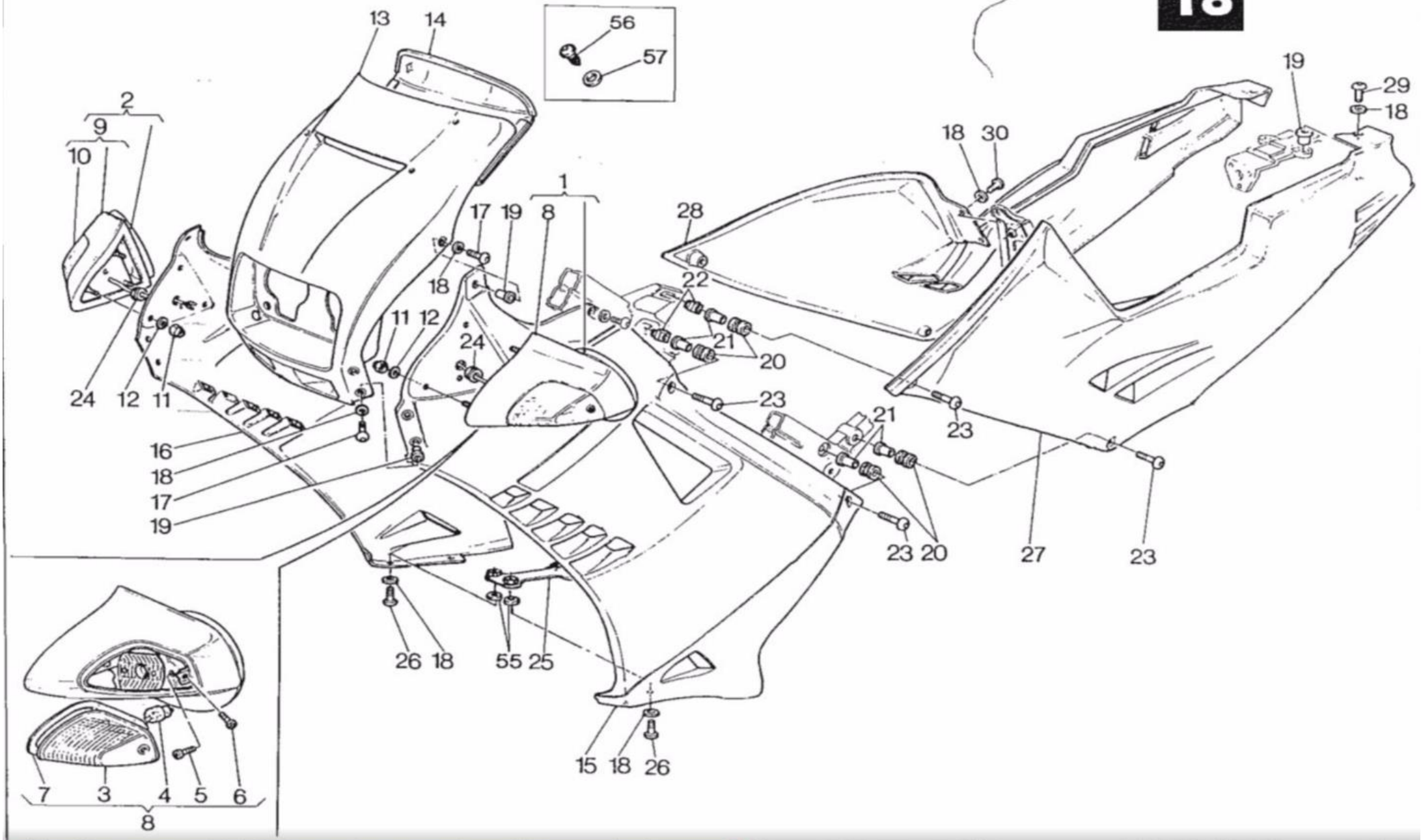

CARENATURA, FRECCE ANT., SPECCHIETTI - FENDERS, FRONT BLINKLIGHT LIGHTS, DRIVING MIRRORS
CARENATURE, FEUX DE DIRECTIONS AV., RETROVISEUR - VERKLEIDUNG, HINTER LICHT, RÜCHBLINKSPIEGEL

TAVOLA DRAWING TABLE BILD **18**

FRECCIA 125

C12R-6 SPEED

Note Notes Notes Marke	Index No. Pos. Pos.	Code N. Part. No. N. Cod Best. Nr.	Code N. Part. No. N. Cod Best. Nr.	DENOMINAZIONE	DESCRIPTION	DESIGNATION	BEZEICHNUNG	Q.ty Q.tà Q.te M.ge	Validity Validità Validité Gültig
	28	83540-R02-000	8000 ~~58528~~ 73387	Fianchetto destro (codice colore A)	R. side (color code A)	Flanc D. (code coleur A)	Wange R. (code farbe A)	1	
	29	64334-R02-000	8000 55698	Vite	Screw	Vis	Schraube	2	
	30	64332-R02-000	8000 55703	Vite	Screw	Vis	Schraube	4	
	55	83632-R02-000	8000 30594	Rosetta in gomma	Spring washer	Rondelle élastique	Federscheibe	4	
	56	64209-R02-000	8000 21759	Vite	Screw	Vis	Schraube	4	
	57	94101-04700	60N1 15547	Rosetta	Washer	Rondelle	Scheibe	4	

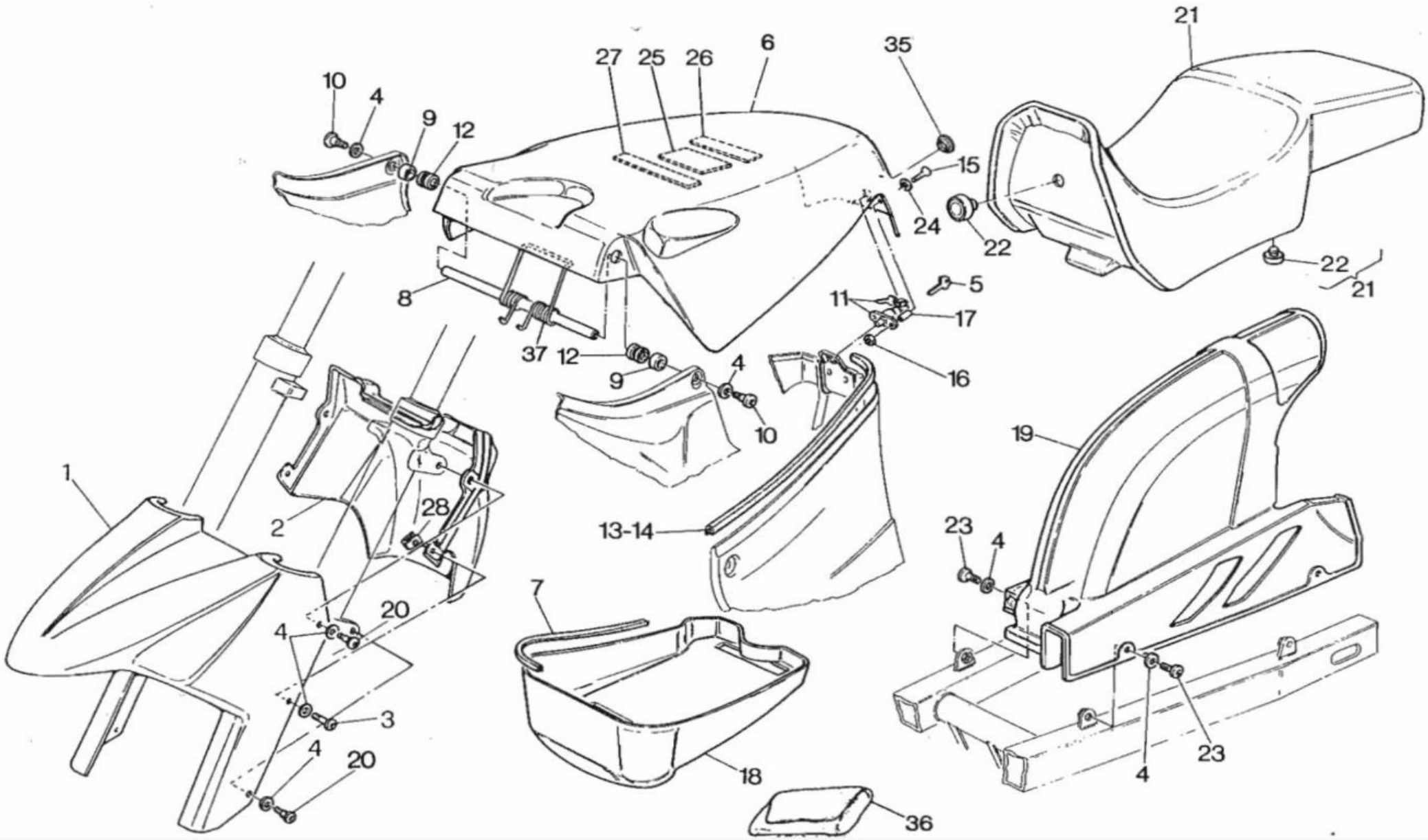
1
2
3
4
5
6
7
8
9
10
11
12
13-14
15
16
17
18
19
20
21
22
23
24
25
26
27
28
35
36
37

SELLA, PARAFANGHI - SEAT, CHAIN GUARD
SIÈGE, GARDE-BOUES - SATTEL, KOTFLÜGEL

TAVOLA DRAWING TABLE BILD **19**

FRECCIA 125

C12R-6 SPEED

Note Notes Notes Marke	Index No. Pos. Pos.	Code N. Part. No. N. Cod Best. Nr.	Code N. Part. No. N. Cod Best. Nr.	DENOMINAZIONE	DESCRIPTION	DESIGNATION	BEZEICHNUNG	Q.ty Q.tà Q.te M.ge	Validity Validità Validité Gültig
	1	61100-R02-000	8000 ~~60214~~	Parte anteriore parafango anteriore 73388 (codice colore A)	Frame front, front fender (color code A)	Chassis avant, garde-boue avant (code coleur A)	Vorterfahrgestell, vorterkotflugel (Code Farbe A)	1	
	2	61109-R02-000	8000 ~~63215~~	Parte posteriore parafango anteriore (codice colore A) 73389	Rear frame, front fender (color code A)	Chassis arrière, garde-boue avant (code coleur A)	Hinterfahrgestell, vorterkotflugel (Code Farbe A)	1	
	3	64332-R02-000	8000 60292	Vite	Screw	Vis	Schraube	4	
	4	83632-R02-000	8000 56391	Rosetta nylon	Nylon washer	Rondelle en nylon	Nylon-Unterlegscheibe	8	
	5	35111-R06-000	8000 56682	Chiave grezza	Raw key	Clef primitive	Schlussel	2	
	6	64710-R02-000	8000 ~~58497~~	Coperchio vano oggetti 73390 (codice colore A)	Cover tool hatch (color code A)	Couvercle porte outiliage (code coleur A)	Deckel werkzeugfach (code farbe A)	1	
	7	81140-R02-000	8000 60858	Guarnizione	Gasket	Joint	Dichtung	1	
	8	64251-R02-000	8000 53718	Astine per cerniera	Rod	Barre	Stange	1	
	9	83633-R02-000	8000 53729	Distanziale	Spacer	Entretoise	Distanzstuck	2	
	10	64334-R02-000	8000 55698	Vite	Screw	Vis	Schraube	2	
	11	35012-R02-000	8000 53652	Serratura con chiave	Lock with key	Serrure avec clé	Schloss mit Schlussel	1	
	12	83637-R02-000	8000 56391	Rosetta nylon	Nylon washer	Rondelle en nylon	Nylon-Unterlegscheibe	2	
	13	81203-R02-000	8000 59247	Guarnizione sinistra	L. gasket	Joint G.	Dichtung L.	1	
	14	81204-R02-000	8000 58496	Guarnizione destra	R. Gasket	Joint D.	Dichtung R.	1	
	15	83636-R02-000	8000 56912	Vite	Screw	Vis	Schraube	2	
	16	81155-R02-000	80N1 15191	Dado autobloccante	Nut	Ecrou	Mutter	2	
	17	81154-R02-000	8000 56908	Distanziale	Spacer	Entretoise	Distanzstuck	2	
	18	81131-R02-000	8000 55741	Vano oggetti	Tool hatch	Porte outiliage	Werkzeugfach	1	
	19	80101-R02-000	8000 55690	Parafango posteriore	Rear fender	Garde-boue arrière	Hinterkotflugel	1	
	20		8000 60292	Vite	Screw	Vis	Schraube	4	
	21	77200-R02-000	~~8000~~ 58516	Sella completa 2000 (codice colore A)	Seat assy (color code A)	Siège compl. (code coleur A)	Sattel kpl. (code farbe A)	1	
	22	77215-R02-000	8000 41039	Antivibrante	Damper bushing	Element antivibrant	Vibrierschatzelement	5	
	23	64332-R02-000	8000 55703	Vite	Screw	Vis	Schraube	4	
	24	83632-R02-000	8000 56913	Rosetta nylon	Nylon washer	Rondelle en nylon	Nylon-Unterlegscheibe	2	
	25	64715-R06-000	8000 48433	Decal attenzione liquido refrigerante	Warning - cooling fluid (Trim)	Attention - liquide réfrigérant (Décal.)	Abziehbild: "Achtung: Kuhlmittel"	1	
	26	64716-R06-000	8000 49047	Decal attenzione olio freni	Warning - oil (Trim)	Attention - huile (Décal.)	Abziehbild: "Achtung: Oel"	1	
	27	64717-R06-000	8000 52073	Decal attenzione vernici	Warning - paints (Trim)	Attention - vernis (Décal.)	Abziehbild: "Achtung: Anstriche"	1	
	28		8000 46893	Dado a graffetta	Nut	Ecrou	Mutter	2	
	35	64720-R02-000	8000 55758	Ghiera	Ring nut	Embout	Nutmutter	1	
	36		8000 56757	Borsa attrezzi	Tools case	Trousse à outils	Werkzeugtasche	1	
	37	64730-R06-000	8000 63505	Molla	Spring	Ressort	Feder	1	

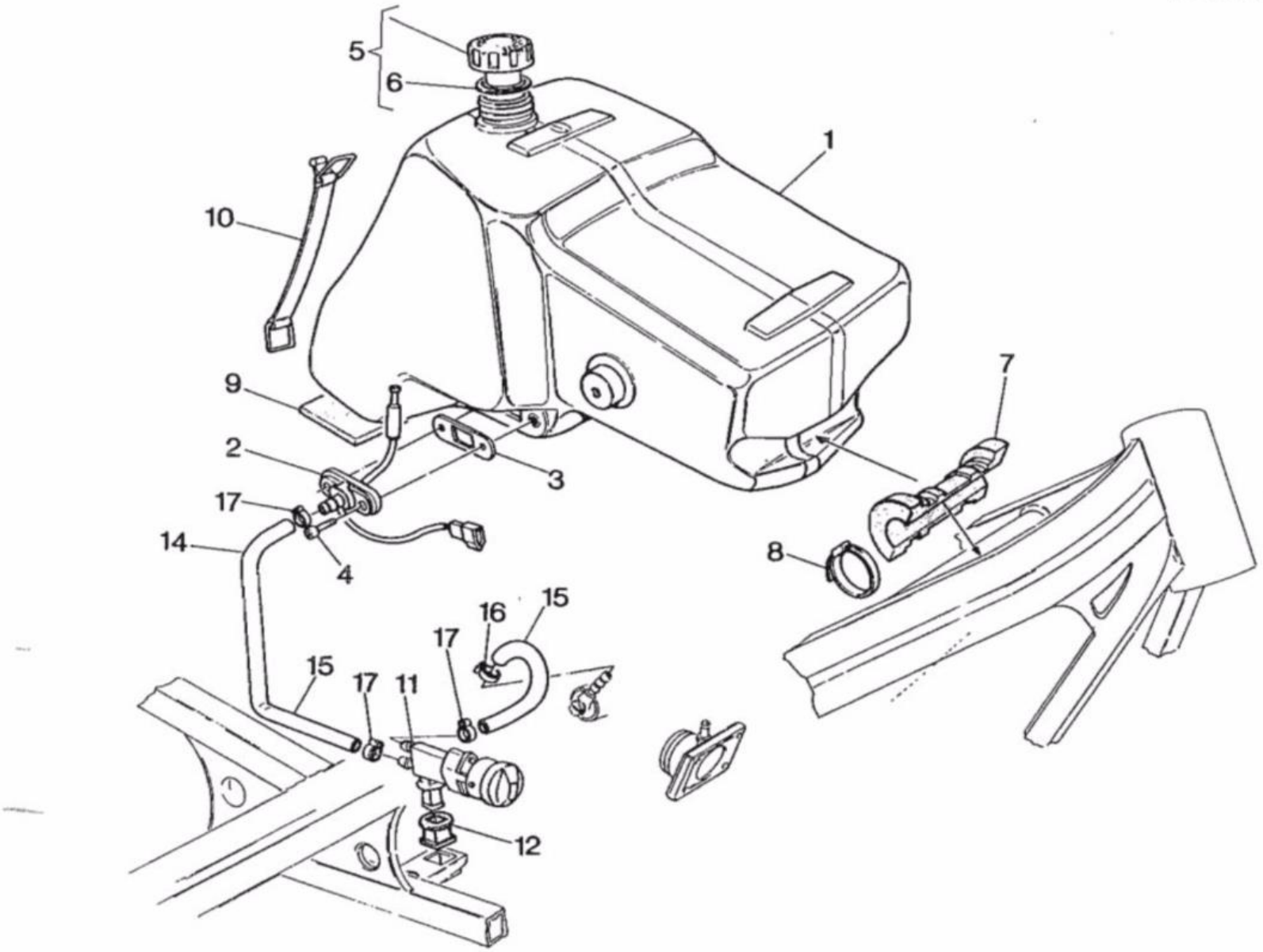
5
6
1
10
9
2
3
17
14
4
7
8
16
15
17
15
17
11
12

SERBATOIO, ALIMENTAZIONE - GAS TANK, FEED
RESERVOIR, ALIMENTATION - KRAFTSTOFFBEHÄLTER, ZUFUEHRUNG

TAVOLA DRAWING TABLE BILD **20**

FRECCIA 125

C12R-6 SPEED

Note Notes Notes Marke	Index No. Pos. Pos.	Code N. Part. No. N. Cod Best. Nr.	Code N. Part. No. N. Cod Best. Nr.	DENOMINAZIONE	DESCRIPTION	DESIGNATION	BEZEICHNUNG	Q.ty Q.tà Q.te M.ge	Validity Validità Validité Gültig
	1	17500-R02-000	8000 53737	Serbatoio benzina	Gas tank	Reservoir carburant	Kraftstoffbehalter	1	
	2	17596-R02-000	8000 55686	Sonda segnalaz. riserva carburante	Fuel level switch	Sonde niveau carburant	Wasserwaagate Brennstoff	1	
	3	17577-R02-000	8000 47116	Guarnizione	Gasket	Joint	Dichtung	1	
	4	90108-R02-000	8000 56426	Vite	Screw	Vis	Schraube	2	
	5	17620-R02-000	8000 53716	Tappo serbatoio	Tank cap	Bouchon resevoir	Behalterstopfen	1	
	6	17636-R02-000	8000 56722	Guarnizione	Gasket	Joint	Dichtung	1	
	7	17611-R02-000	8000 55693	Tampone	Pad	Tampon	Stopfen	1	
	8	32501-R02-000	8000 56444	Fascetta	Clamp	Collier	Schelle	2	
	9	17508-R02-000	8000 55696	Tampone	Pad	Tampon	Stopfen	1	
	10	17527-R02-000	8000 53735	Cinghia	Belt	Courroie	Riemen	1	
	11		8000 63456	Rubinetto benzina	Cock	Robinet	Kraftstoffhahn	1	
	12	19423-R02-000	8000 55681	Silent block	Silent block	Silent block	Silentblock	1	
	14	16211-R02-000	8000 69168	Tubo serbatoio-rubinetto	Tank-cock pipe	Tuyau reservoir-robinet	Behalter-Kraftstoffbehälter-hohnrohr	1	
	15	16201-R02-000	8000 55721	Tubo	Pipe	Tuyau	Verbindung	1	
	16	19421-R02-000	8000 34017	Fascetta	Clamp	Collier	Schelle	1	
	17	19421-R02-000	8000 57242	Fascetta	Clamp	Collier	Schelle	3	

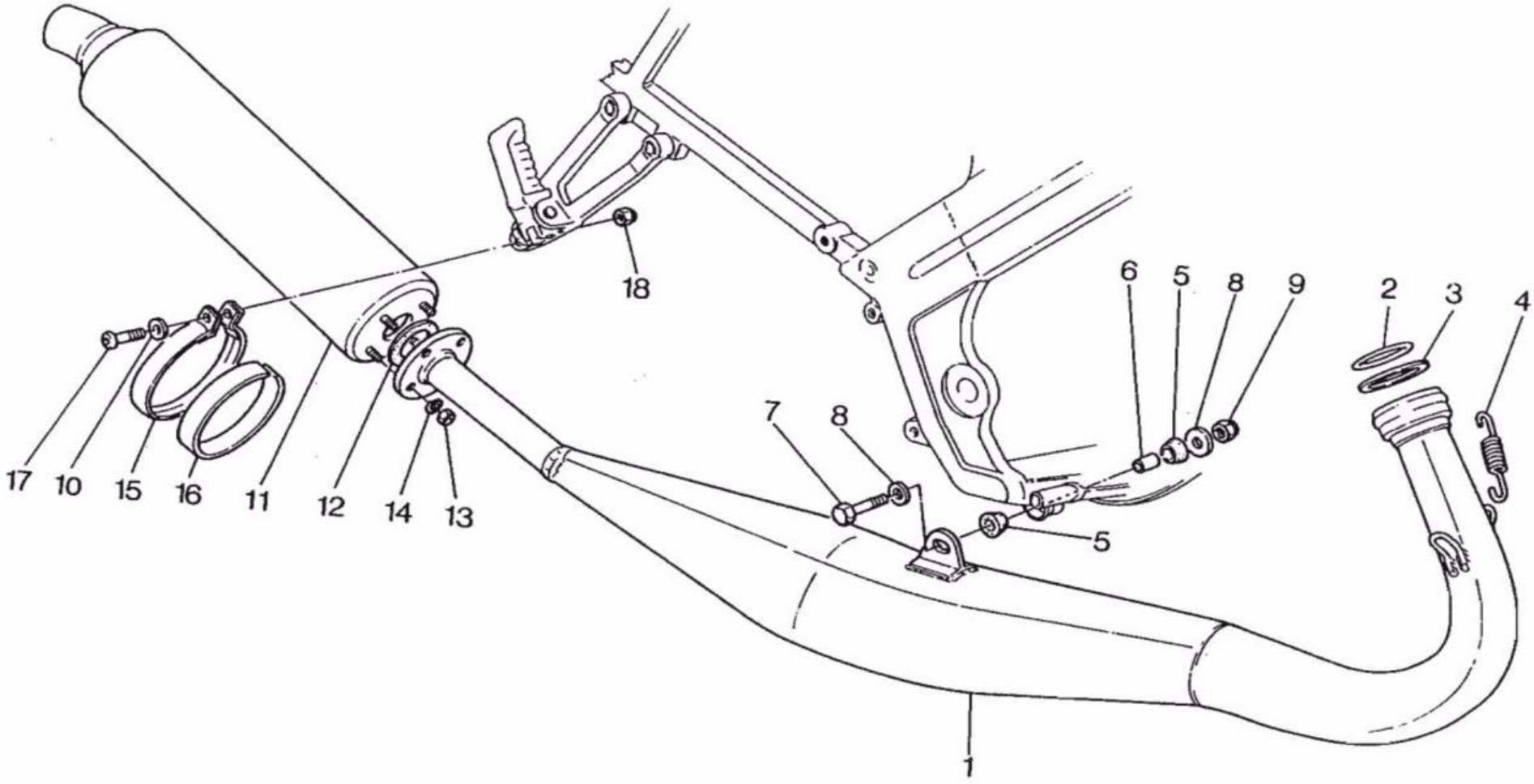
18
6
5
8
9
2
3
4
17
10
15
16
11
12
14
13
7
8
5
1

SCARICO - EXHAUST SYSTEM
TUYAU D'ECHAPPEMENT - AUSPUFFROHR

TAVOLA DRAWING TABLE BILD **21**

FRECCIA 125

C12R-6 SPEED

Note Notes Notes Marke	Index No. Pos. Pos.	Code N. Part. No. N. Cod Best. Nr.	Code N. Part. No. N. Cod Best. Nr.	DENOMINAZIONE	DESCRIPTION	DESIGNATION	BEZEICHNUNG	Q.ty Q.tà Q.te M.ge	Validity Validità Validité Gültig
	1		~~8000~~ 58514	Tubo di scarico 200 L	Exhaust pipe	Tuyau d'échappement	Auspuffrohr	1	
	2	18324-R02-000	8000 46487	Anello OR	«O» Ring	Joint «OR»	«O» Ring	1	
	3	18316-R02-000	8000 46626	Guarnizione ammianto	Gasket	Joint	Dichtung	1	
	4	18321-R02-000	8000 34924	Molla	Spring	Ressort	Feder	2	
	5	18308-R02-000	8000 53727	Silent block	Silent block	Silent block	Silentblock	1	
	6	18309-R02-000	8000 53728	Distanziale	Spacer	Entretoise	Distanzstuck	1	
	7	96700-08040-08	60N10 2559	Vite	Screw	Vis	Schraube	1	
	8	94101-08800	80000 1911	Rosetta piana	Flat washer	Rondelle	Scheibe	3	
	9	50728-R02-000	8000 14668	Dado autofrenato	Nut	Ecrou	Mutter	1	
	10	94101-06800	60N1 15504	Rosetta elastica	Spring washer	Rondelle élastique	Federscheibe	1	
	11	18304-R02-000	8000 58515	Silenziatore	Silencer	Silencieux	Schalldämpfer	1	
	12	18322-R02-000	8000 59583	Guarnizione ammianto	Gasket	Joint	Dichtung	1	
	13	94021-06020-08	60N1 15094	Dado	Nut	Ecrou	Mutter	4	
	14	94111-06000	60N1 15536	Rosetta elastica	Spring washer	Rondelle élastique	Federscheibe	4	
	15	18331-R02-000	8000 58534	Fascetta	Clamp	Collier	Schelle	1	
	16	18335-R02-000	8000 58538	Guarnizione	Gasket	Joint	Dichtung	1	
	17	96700-06020-08	8000 44365	Vite	Screw	Vis	Schraube	1	
	18	90204-R02-000	8000 56409	Dado autofrenato	Nut	Ecrou	Mutter	1	

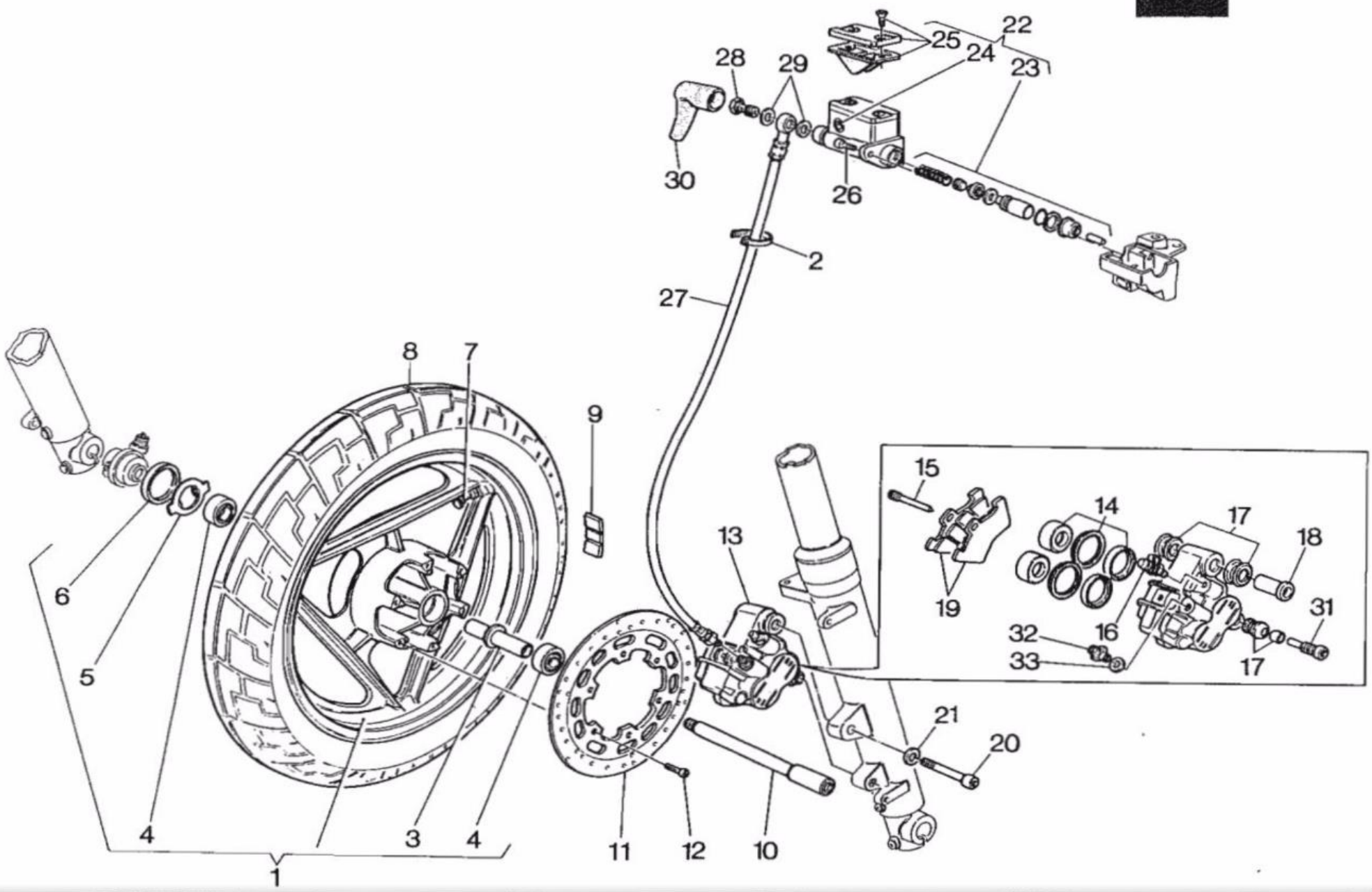
1
2
3
4
5
6
7
8
9
10
11
12
13
14
15
16
17
18
19
20
21
22
23
24
25
26
27
28
29
30
31
32
33

RUOTA ANTERIORE, FRENO IDRAULICO ANTERIORE - FRONT WHEEL, FRONT HYDRAULIC BRAKE
ROUE AV., FREIN HYDRAULIQUE AVANT - VORTERRAD, VORTERBREMSE

TAVOLA DRAWING TABLE BILD **22**

FRECCIA 125

C12R-6 SPEED

Note Notes Notes Marke	Index No. Pos. Pos.	Code N. Part. No. N. Cod Best. Nr.	Code N. Part. No. N. Cod Best. Nr.	DENOMINAZIONE	DESCRIPTION	DESIGNATION	BEZEICHNUNG	Q.ty Q.tà Q.te M.ge	Validity Validità Validité Gültig
	1		~~8000~~ 57530	Cerchio ruota completa	Wheel rim	Jante roue complete	Radfelge kpl.	1	
	2	32501-R02-000	8000 56444	Fascetta	Clamp	Collier	Schelle	1	
	3	44620-R02-000	8000 53664	Distanziale interno	Spacer	Entretoise	Distanzstuck	1	
	4	96153-63024-10	8000 43426	Cuscinetto	Bearing	Roulement	Lager	2	
	5	44303-R02-000	8000 51963	Trascinatore per rinvio	Driver	Entraineur	Mitnehmer	1	
	6	44304-R02-000	8000 51957	Anello di tenuta	Seal ring	Bague d'étanchéité	Dichtungsring	1	
	7	42753-R02-000	8000 43384	Valvola	Fitting	Valve	Ventil	1	
	8		8000 53660	Pneumatico 100/80-S16	Tyre	Pneu	Reifen	1	
	9	42604-R02-000	8000 42040	Placchetta bilanciamento	Balance wheight	Masse additive	Gewichtsausgleich	1	
	10	44301-R02-000	8000 53666	Perno ruota	Axle	Axe	Stift	1	
	11		8000 60408	Disco freno	Brake disc	Disque frein	Bremsscheibe	1	
	12	43142-R02-000	8000 53185	Vite	Screw	Vis	Schraube	1	
	13		8000 59213	Pinza completa	Caliper assy	Etrier complete	Bremsgreifen kpl	1	
	14		8000 53251	Gruppo guarnizioni e pistoni	Gasket set	Jeu joints	Dichtunssatz	1	
	15		8000 53256	Perno ritegno pastiglie	Pin	Pivot	Stift	1	
	16		8000 60404	Gruppo revisione spurgo	Screw kit	Kit de jeu	Schraubenrrep-Satz	6	
	17		8000 53401	Gruppo cuffie guida	Caps revision set	Groupe revision capuchons	Kappe Reparaturensatz	1	
	18		8000 53405	Guida principale	Guide	Guide	Fuhrung	1	
	19		8000 59214	Coppia pastiglie	Pads couple	Couple pastilles	Bremsbelag	1	
	20	45156-R02-000	8000 53408	Vite	Screw	Vis	Schraube	1	
	21	94101-10800	60N1 15507	Rosetta	Washer	Rondelle	Scheibe	1	
	22		8000 55751	Assieme pompa com. freno	Brake control pump assy	Complete pompe comm. frein	Bremspumpen kpl.	1	
	23		8000 56717	Gruppo revisione guarnizioni	Seal set	Kit de joints	Dichtungsatz	1	
	24		8000 49654	Oblò	Porthole	Hublot	Kontrolloffnung	1	
	25		8000 46665	Tappo	Plug	Bouchon	Verschluss	1	
	26		60N10 7330	Vite	Screw	Vis	Schraube	2	
	27		8000 55712	Tubo mandata	Pipe	Tuyau	Rohr	1	
	28	45157-R02-000	8000 57155	Vite	Screw	Vis	Schraube	1	
	29	45158-R02-000	8000 21480	Rosetta di tenuta	Washer	Rondelle	Scheibe	2	
	30	45507-R02-000	8000 25989	Cappuccio	Cap	Capouchon	Kappe	1	
	31	90107-R02-000	8000 53257	Perno fiss. pinza	Pin	Pivot	Stift	1	
	32		8000 57154	Nipplo	Nipple	Nipple	Nippel	1	
	33		8000 21480	Rondella	Washer	Rondelle	Scheibe	1	

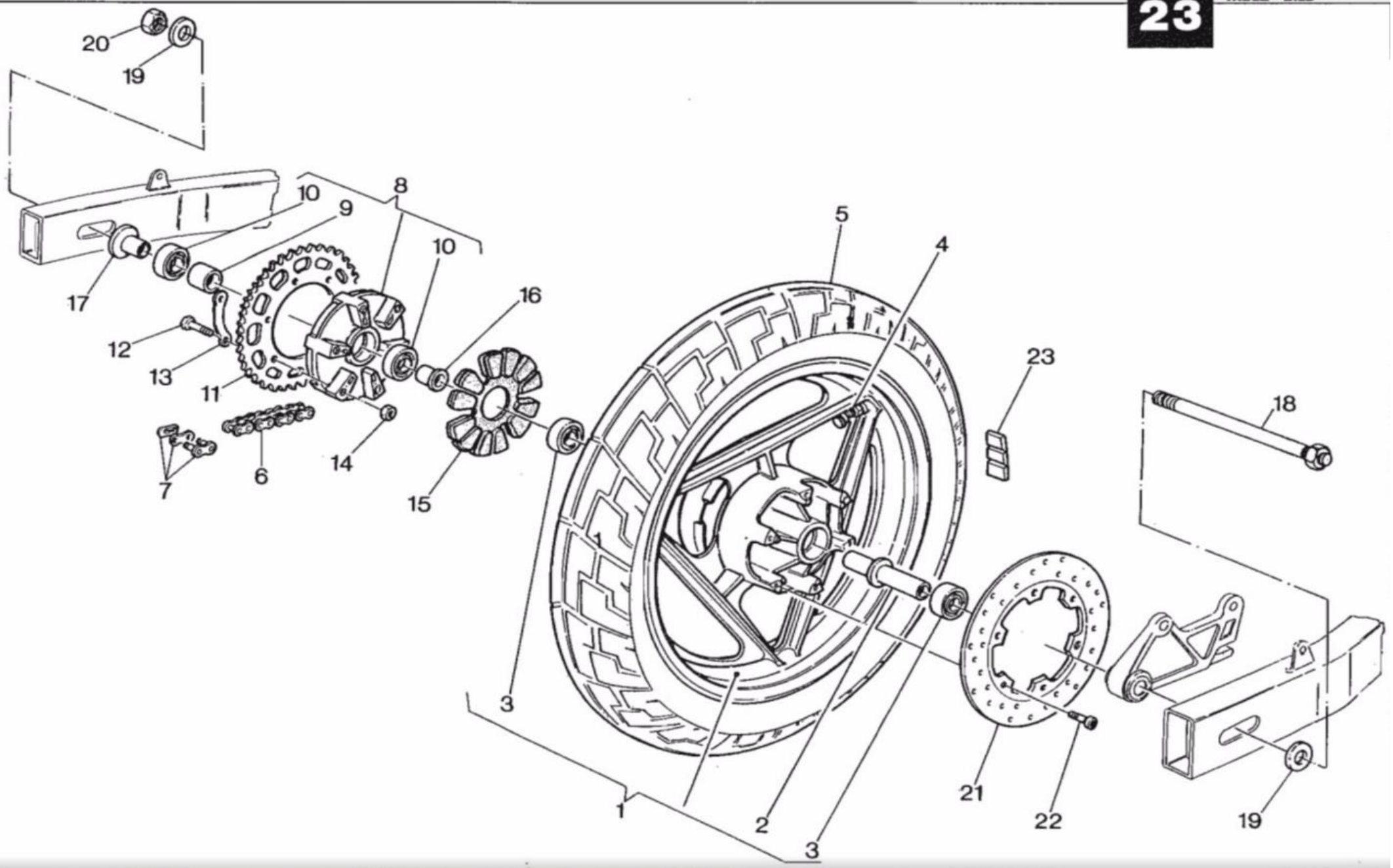
20
19
10
9
8
17
12
13
11
7
6
14
15
16
10
5
4
23
18
3
1
2
3
21
22
19

SEE MORE 4 SHA

RUOTA POSTERIORE - REAR WHEEL
ROUE ARRIERE - HINTERRAD

TAVOLA DRAWING TABLE BILD **23**

FRECCIA 125

C12R-6 SPEED

Note	Index No. Pos. Pos.	Code N. Part. No. N. Cod Best. Nr.	Code N. Part. No. N. Cod Best. Nr.	DENOMINAZIONE	DESCRIPTION	DESIGNATION	BEZEICHNUNG	Q.ty Q.tà Q.te M.ge	Validity Validità Validité Gültig
	1		~~8000~~ 53667	Cerchio ruota completo 80B0	Wheel rim	Jante roue complete	Radfelge kpl. mit flansch	1	
	2	42620-R02-000	8000 53673	Distanziale interno	Spacer	Entretoise	Distanzstuck	1	
	3	96153-63024-10	8000 43426	Cuscinetto	Bearing	Roulement	Lager	2	
	4	42753-R02-000	8000 43384	Valvola	Fitting	Valve	Ventil	1	
	5		8000 53668	Pneumatico 110/80-S17	Tyre	Pneu	Reifen	1	
	6	40530-R02-000	8000 55695	Catena 135 RL	Chaine	Chaine	Ketten	1	
	7		8000 47456	Giunto	Master link	Accouplement	Kupplung	1	
	8	42310-R02-000	80B0 53675	Flangia portacorona compl. (codice colore A)	Flange assy (color code A)	Bride compl. (code coleur A)	Flansch kpl. (Code Farbe A)	1	
	9	42305-R02-000	8000 53678	Distanziale interno	Spacer	Entretoise	Distanzstuck	1	
	10	96143-60044-10	8000 43555	Cuscinetto	Bearing	Roulement	Lager	1	
	11	41201-R02-000	8000 55161	Corona Z=39	Sprocket	Couronne	Kranz	1	
	12	90128-R02-000	60N10 1116	Vite	Screw	Vis	Schraube	6	
	13	90522-R02-000	8000 55691	Piastrina	Plate	Plaque	Platte	3	
	14	90146-R02-000	60N1 15007	Dado	Nut	Ecrou	Mutter	6	
	15	41241-R02-000	8000 57537	Parastrappi	Rubber	Caoutchouc	Gummidampfer	1	
	16	42307-R02-000	8000 53682	Distanziale	Spacer	Entretoise	Distanzstuck	1	
	17	42304-R02-000	8000 53710	Distanziale	Spacer	Entretoise	Distanzstuck	1	
	18	42301-R02-000	8000 53684	Perno ruota	Axle	Axe	Stift	1	
	19	42306-R02-000	8000 56406	Rosetta piana	Flat washer	Rondelle	Scheibe	2	
	20	90305-R02-000	8000 21357	Dado	Nut	Ecrou	Mutter	1	
	21		8000 53674	Disco freno	Brake disc	Disque frein	Bremsscheibe	1	
	22	43142-R02-000	8000 53185	Vite	Screw	Vis	Schraube	6	
	23	42604-R02-000	8000 42040	Piacchetta bilanciamento	Balance wheight	Masse additive	Gewichtsausgleich	1	

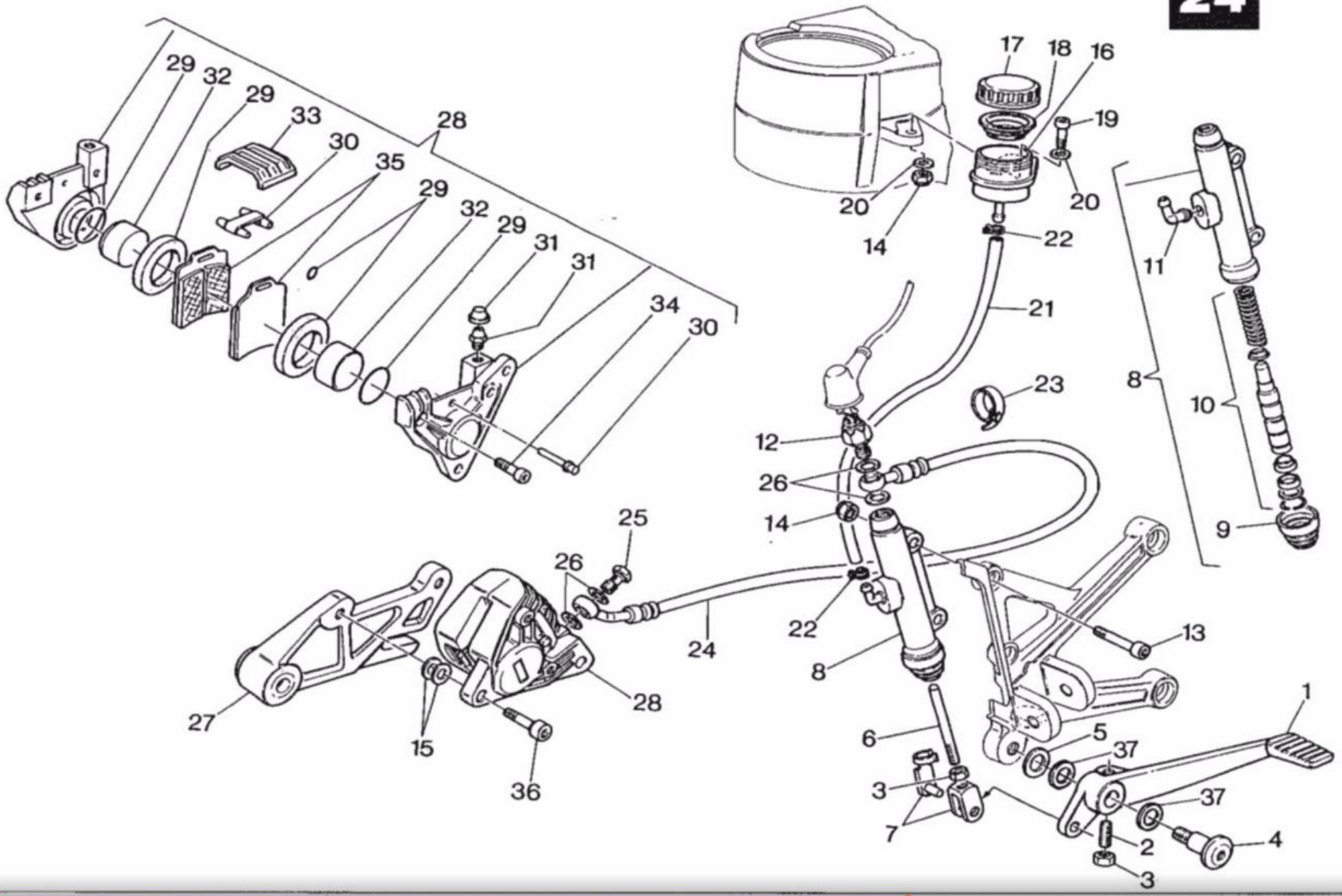
29
32
29
33
30
35
28
29
32
29
31
31
34
30
17
18
16
19
20
20
14
22
21
11
8
10
9
23
12
26
14
25
26
24
22
8
13
1
6
5
37
3
37
7
2
4
3
27
15
36
28

FRENO IDRAULICO POSTERIORE - REAR HYDRAULIC BRAKE
FREIN HYDRAULIQUE ARRIÈRE - HINTERBREMSE

TAVOLA DRAWING TABLE BILD **24**

FRECCIA 125

C12R-6 SPEED

Note	Index No. Pos. Pos.	Code N. Part. No. N. Cod Best. Nr.	Code N. Part. No. N. Cod Best. Nr.	DENOMINAZIONE	DESCRIPTION	DESIGNATION	BEZEICHNUNG	Q.ty Q.tà Q.te M.ge	Validity Validità Validité Gültig
	1	46505-R02-000	8000 53692	Pedale freno post. compl.	Rear brake pedal	Levier frein AR.	Hint. Bremshebel	1	
	2	43332-R02-000	8000 56442	Grano di registro	Screw	Vis	Schraube	1	
	3	94001-06080-0S	60N1 15062	Dado	Nut	Ecrou	Mutter	2	
	4	90101-R02-000	8000 53548	Perno pedale	Pin	Pivot	Bolzen	1	
	5	90501-R02-000	8000 28810	Rondella di rasamento	Thrust washer	Rondelle d'épaulement	Anlaufscheibe	1	
	6	43459-R02-000	8000 53551	Astina di rinvio	Rod	Tige	Stange	1	
	7	43460-R02-000	8000 55757	Forcella con clips	Fork with pin	Fourchette avec pivot	Stangengabel mit Bolzen	1	
	8		8000 51480	Assieme pompa freno	Brake pump assy	Pompe frein compl.	Bremsepumpe kpl.	1	
	9		8000 42342	Cuffia parapolvere	Cover guard	Pare-poussière	Staub Abdeckhaube	1	
	10		8000 51481	Gruppo revisione guarnizioni	Seal set	Kit de joints	Dichtungsatz	1	
	11		8000 42345	Gruppo revisione raccordo	Connection set	Kit revision raccord	Anschluss reapr. satz	1	
	12	35350-R02-000	8000 37891	Interruttore stop	Hydr. stop switch	Interr. stop hydr	Bremslichtschalter	1	
	13	96700-06022-08	8000 56423	Vite	Screw	Vis	Schraube	2	
	14	90204-R02-000	8000 56412	Dado autobloccante	Nut	Ecrou	Mutter	3	
	15	43209-R02-000	80A00 5893	Rosetta di rasamento sp. 0,2 mm.	Thrust washer	Rondelle d'épaulement	Anlaufscheibe	2	
			80B00 5893	Rosetta di rasamento sp. 0,4 mm.	Thrust washer	Rondelle d'épaulement	Anlaufscheibe	2	
			80C00 5893	Rosetta di rasamento sp. 0,6 mm.	Thrust washer	Rondelle d'épaulement	Anlaufscheibe	2	
			80D00 5893	Rosetta di rasamento sp. 0,8 mm.	Thrust washer	Rondelle d'épaulement	Anlaufscheibe	2	
	16	43221-R02-000	8000 42347	Serbatoio	Gas tank	Réservoir	Tank	1	
	17	43225-R02-000	8000 25304	Tappo	Plug	Bouchon	Verschluss	1	
	18	43228-R02-000	8000 27065	Membrana a soffietto	Rubber boot	Soufflet	Membrane	1	
	19	96700-06020-08	60N10 2509	Vite	Screw	Vis	Schraube	1	
	20	43224-R02-000	8000 56359	Rosetta piana	Flat washer	Rondelle	Scheibe	2	
	21	43457-R02-000	8000 56772	Tubo flessibile	Flex. pipe	Tuyau flex.	Schlauch	1	
	22	43467-R02-000	8000 42349	Molletta	Spring	Ressort	Feder	2	
	23	32521-R02-000	8000 53724	Fascetta	Clamp	Collier	Schelle	1	
	24	45155-R02-000	8000 55716	Tubo mand. olio dalla pompa alla pinza	Pipe	Tuyau	Verbindung	1	
	25	45157-R02-000	8000 57155	Vite	Screw	Vis	Schraube	1	
	26	45158-R02-000	8000 21480	Rosetta di tenuta	Washer	Rondelle	Scheibe	4	
	27	43102-R02-000	8000 53683	Piastra porta pinza	Caliper holder plate	Plaque porte-étrier	Zangehalterplatte	1	
	28		8000 53687	Assieme pinza completa di pastiglie	Caliper with pads set	Complete etrier avec patins	Greifen mit Bremnsklotz. kpl.	1	

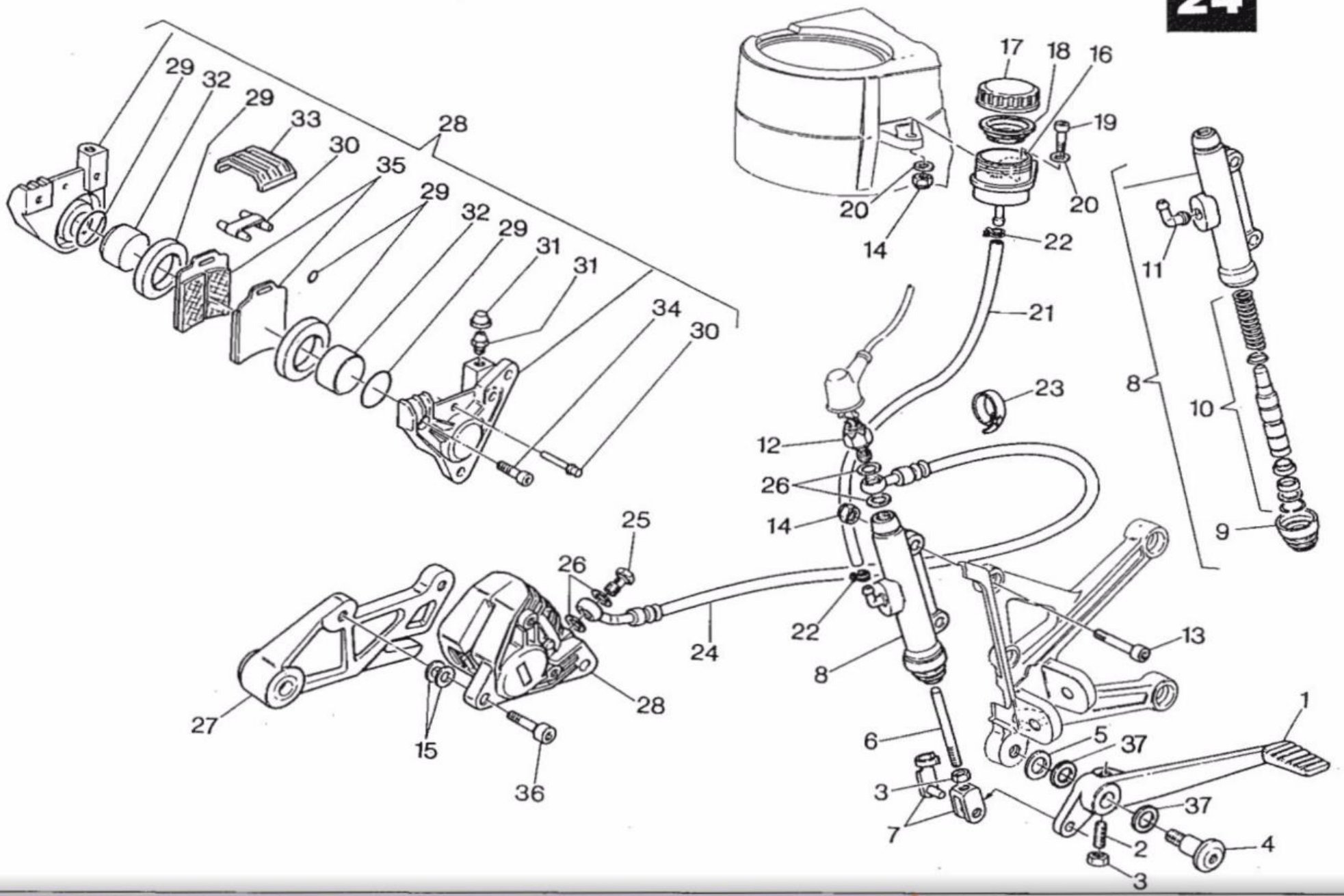
29
32
29
33
30
35
28
29
32
29
31
31
34
30
17
18
16
19
20
20
14
22
21
11
8
10
9
23
12
26
14
25
26
24
22
8
13
1
6
5
37
3
37
7
2
4
3
27
15
36
28

SEE MORE 4 SHA

FRENO IDRAULICO POSTERIORE - REAR HYDRAULIC BRAKE
FREIN HYDRAULIQUE ARRIÈRE - HINTERBREMSE

TAVOLA DRAWING TABLE BILD **24**

FRECCIA 125

C12R-6 SPEED

Note Notes Notes Marke	Index No. Pos. Pos.	Code N. Part. No. N. Cod Best. Nr.	Code N. Part. No. N. Cod Best. Nr.	DENOMINAZIONE	DESCRIPTION	DESIGNATION	BEZEICHNUNG	Q.ty Q.tà Q.te M.ge	Validity Validità Validité Gültig
	29		8000 29627	Gruppo revisione guarnizione	Gaskets revision set	Jeu revision joints	Dichtungs, Reparaturensatz	1	
	30		8000 29628	Gruppo revisione perni pastiglie	Pinks kit	Kit de pivots	Bremsbelagrrep-Satz	1	
	31		8000 29624	Gruppo revisione spurgo	Screw kit	Kit de jeu	Schraubenrrep-Satz	1	
	32		8000 29058	Pistoncino	Piston	Piston	Kolben	2	
	33		8000 29066	Coperchio	Cover	Couvercle	Deckel	1	
	34		8000 29061	Vite	Screw	Vis	Schraube	2	
	35		8000 46147	Coppia pastiglie	Pads couple	Couple pastilles	Bremsbelag	1	
	36	96700-08022-08	60N10 7351	Vite	Screw	Vis	Schraube	2	
	37		8000 01199	Anello OR	"O" ring	Joint «OR»	«O» Ring	2	

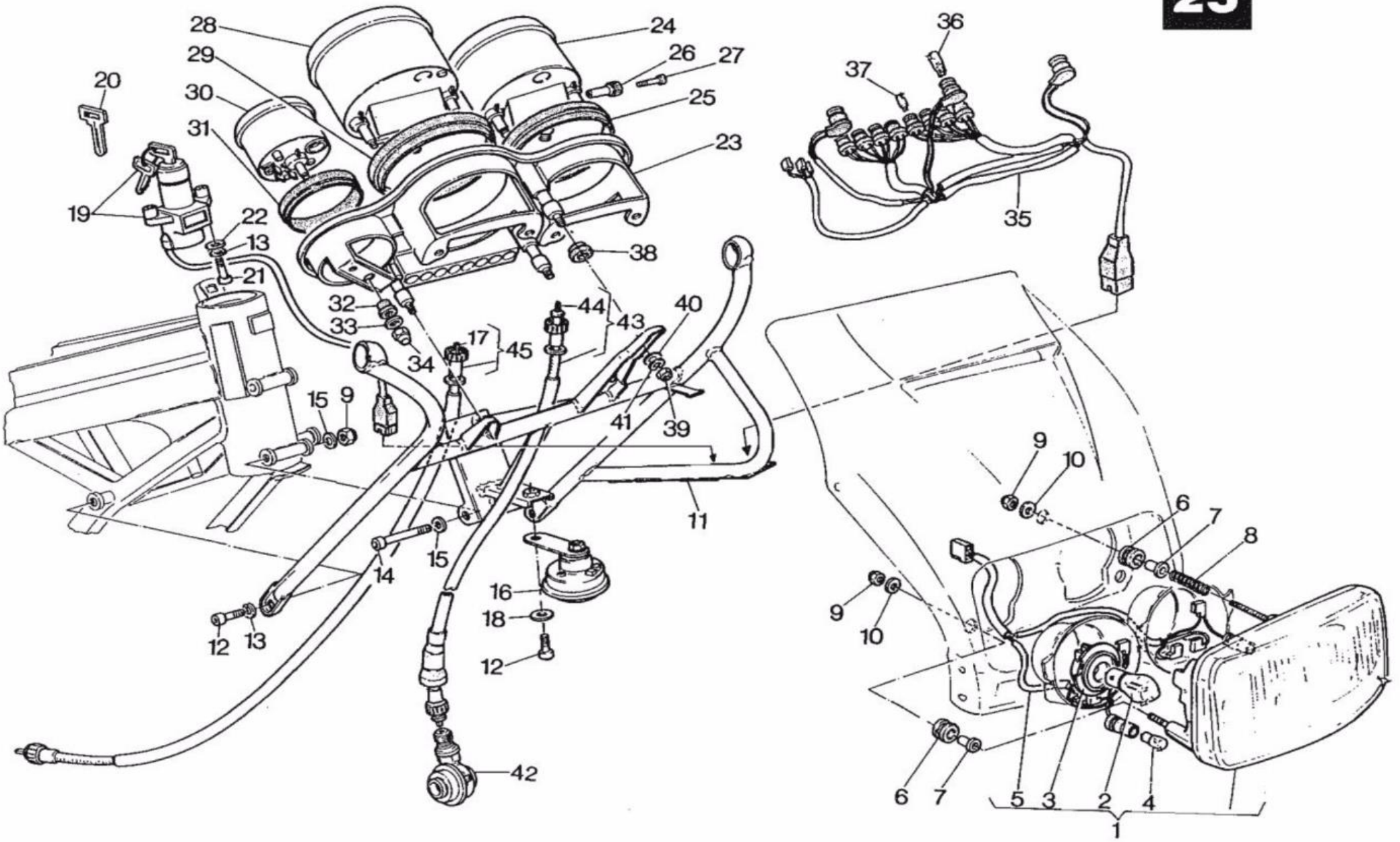
28
29
30
31
24
26
27
25
23
20
19
22
13
21
38
32
33
34
17
45
44
43
40
41
39
15
9
11
14
15
16
18
12
13
12
42
36
37
35
9
10
6
7
8
9
10
6
7
5
3
2
4
1

Note Notes Notes Marke	Index No. Pos. Pos.	Code N. Part. No. N. Cod Best. Nr.	Code N. Part. No. N. Cod Best. Nr.	DENOMINAZIONE	DESCRIPTION	DESIGNATION	BEZEICHNUNG	Q.ty Q.tà Q.te M.ge	Validity Validità Validité Gültig
	1	33100-R06-000	8000 58840	Gruppo ottico	Optical group	Groupe optique	Optischegruppe	1	
	2	34901-R02-010	8000 58396	Lampada biluce 12V 25/25W	Bulb	Lampe	Lampe	2	
	3		8000 58388	Portalampada	Bulb holder	Porte-lampe	Lampenhalter	2	
	4	34351-R02-000	8000 36230	Lampada luce città	Lamp	Lampe	Lampe	2	
	5	33110-R06-000	8000 59984	Gruppo cavi	Cable	Cables	Kabel	1	
	6	83637-R02-000	0370 72020	Silent block	Silent block	Silent block	Silentblock	3	
	7	53314-R02-000	8000 55675	Distanziale	Spacer	Entretoise	Distanzstuck	3	
	8	33107-R02-000	8000 58456	Molla	Spring	Ressort	Feder	1	
	9	90204-R02-000	8000 56412	Dado autobloccante	Nut	Ecrou	Mutter	3	
	10	43224-R02-000	8000 48814	Rosetta piana	Flat washer	Rondelle	Scheibe	3	
	11	64210-R02-000	800L 58467	Telaietto anteriore	Front frame	Chassis avant	Vorder Rahmen	1	
	12	96700-06012-00	60N10 2505	Vite	Screw	Vis	Schraube	2	
	13	94111-06000	60N1 15536	Rosetta elastica	Spring washer	Rondelle élastique	Federscheibe	2	
	14	96700-06055-00	60N10 2516	Vite	Screw	Vis	Schraube	14	
	15		8000 56359	Rosetta piana	Flat washer	Rondelle	Scheibe	4	
	16	38100-R02-000	8000 50555	Avvisatore acustico	Horn	Signal acoustique	Hope	1	
	17		8000 55711	Cavo flessibile	Cable	Cable	Kabel	1	
	18	32104-R02-000	8000 21535	Rosetta	Washer	Rondelle	Scheibe	2	
	19	35100-R06-000	8000 41759	Interruttore accensione con bloccasterzo	Igni.switch with antitheft steering lock	Interrupteur d'allumage avec antivol	Zundungsumschalter mit Lenkschlob	1	
	20	35111-R06-000	8000 47190	Chiave grezza	Raw key	Clef primitive	Schlussel	1	
	21	96700-06020-00	60N10 2509	Vite	Screw	Vis	Schraube	2	
	22	94101-06000	60N1 15504	Rosetta piana	Flat washer	Rondelle	Scheibe	2	
	23		8000 56738	Cruscotto strumenti	Instrument Holder	Support instruments	Instrumenten halter	1	
	24	37200-R02-000	8000 58519	Contachilometri	Speedometer	Compte-kilomètres	Kilometerzahler	1	
	25		8000 56741	Guarnizione	Gasket	Joint	Dichtung	1	
	26		8000 56742	Manopola trip/odometro	Handle	Poignée	Lenker	1	
	27		8000 56465	Vite	Screw	Vis	Schraube	1	
	28	37250-R06-000	8000 58520	Contagiri	Tachometer	Compte-tours	Drehungzahler	1	

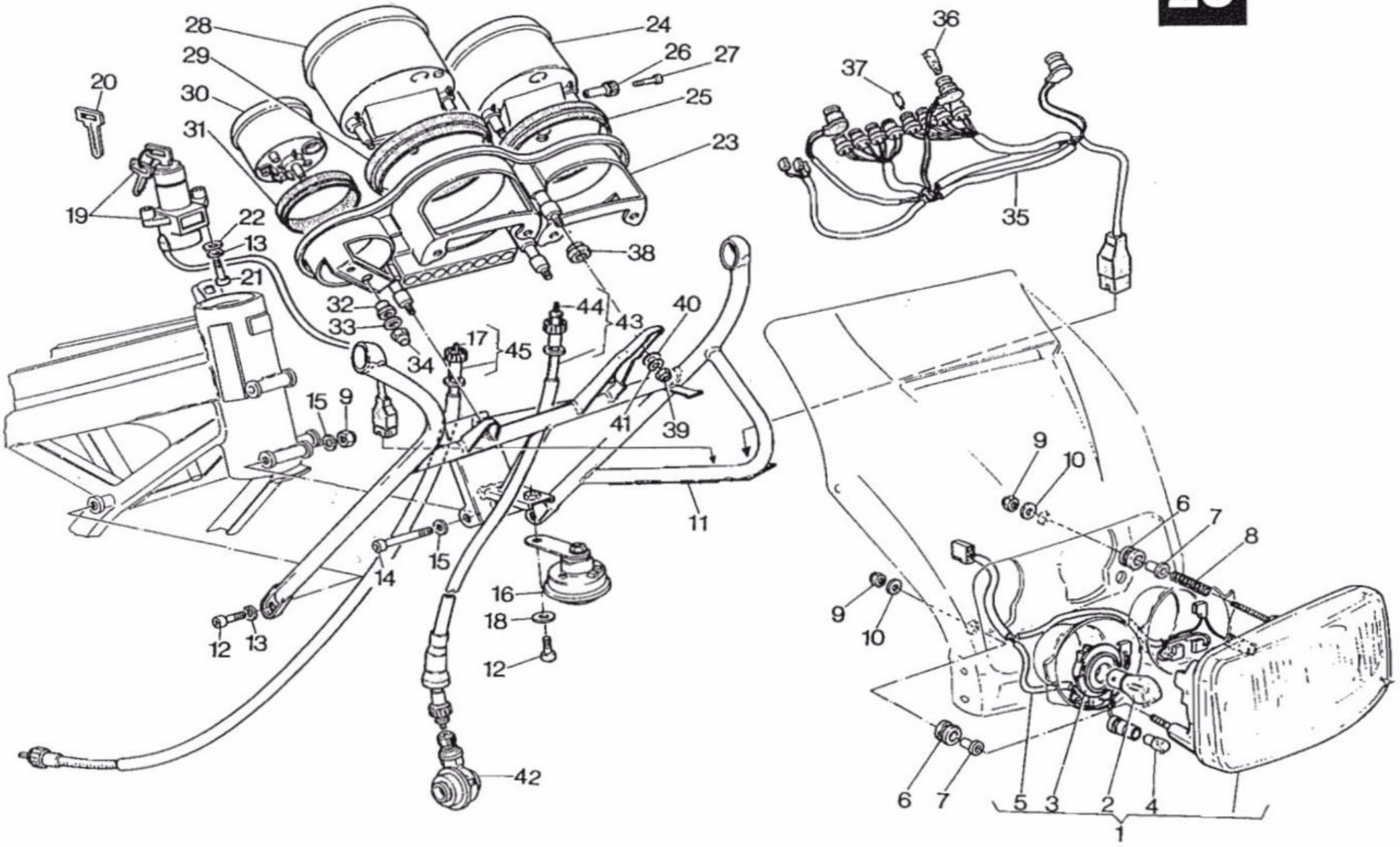
28
29
30
31
20
19
22
13
21
24
26
27
25
23
38
32
33
34
17
45
44
43
40
41
39
15
9
14
15
11
16
18
12
12
13
36
37
35
9
10
6
7
8
9
10
6
7
5
3
2
4
1
42

SEE MORE 4 SHAR

Note Notes Notes Marke	Index No. Pos. Pos.	Code N. Part. No. N. Cod Best. Nr.	Code N. Part. No. N. Cod Best. Nr.	DENOMINAZIONE	DESCRIPTION	DESIGNATION	BEZEICHNUNG	Q.ty Q.tà Q.te M.ge	Validity Validità Validité Gültig
	29		8000 56743	Guarnizione	Gasket	Joint	Dichtung	1	
	30	37350-R06-000	8000 58521	Termometro	Thermometer	Termomètre	Thermometer	1	
	31		8000 56745	Guarnizione	Gasket	Joint	Dichtung	1	
	32		8000 56746	Antivibrante	Damper bushing	Element antivibrant	Vibrierschatzelement	5	
	33		8000 56747	Rondella	Washer	Rondelle	Scheibe	5	
	34		8000 56748	Dado	Nut	Ecrou	Mutter	5	
	35	37110-R06-000	8000 56749	Impianti cavi spie, strumenti,lampade	Cabl.pilot lights,bulbs and instr.system	Insta.de cables,voyants,instrum.et lam.	Kabel,Kontrolleuchte,Instrument u. Lamp.	1	
	36		8000 56750	Lampada strumenti	Bulb	Lampe	Lampe	4	
	37		8000 56751	Lampada spie	Bulb	Lampe	Lampe	9	
	38		8000 56752	Silent block	Silent block	Silent block	Silentblock	3	
	39	94050-06000	60N1 15032	Dado	Nut	Ecrou	Mutter	3	
	40	94050-06800	60N1 15503	Rosetta piana	Flat washer	Rondelle	Scheibe	3	
	41	94111-06000	60N1 15535	Rosetta elastica	Spring washer	Rondelle élastique	Federscheibe	3	
	42	45100-R02-000	8000 53707	Rinvio contachilometri	Drive unit speedometer	Renvoi compte-kilomètres	Vorgelege Kilometerzahler	1	
	43	44830-R02-000	8000 55708	Trasmissione contachilometri	Speedometer cable comp	Cable compte-km	Kilometerzahlerkabel	1	
	44		8000 55709	Cavo flessibile	Cable	Cable	Kabel	1	
	45	37260-R02-000	8000 55710	Trasmissione contagiri	Tachometer cable assy	Cable compte-tours	Drehungzahlerkabel	1	

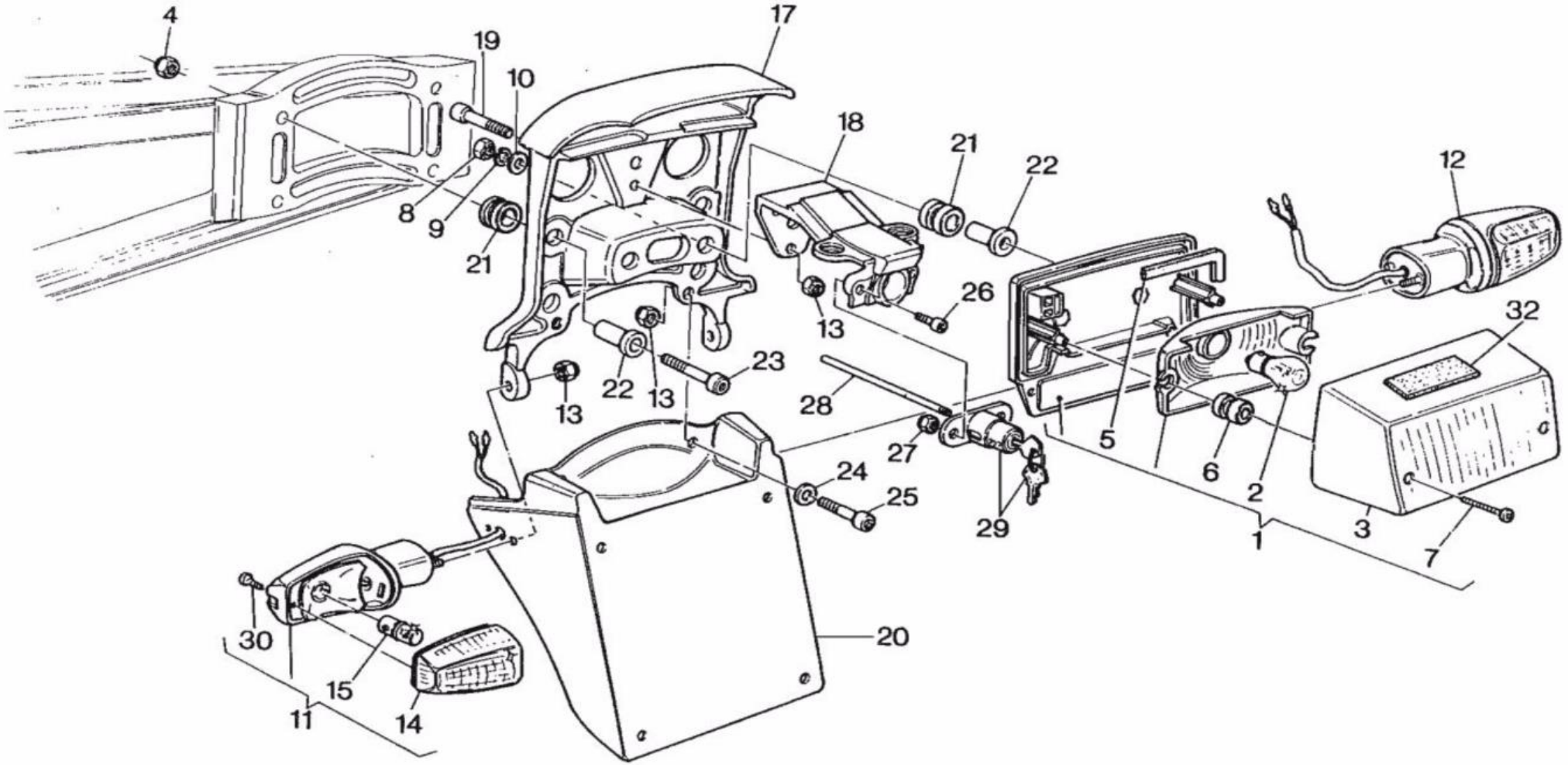
4
19
10
17
18
21
22
12
8
9
21
26
13
32
13
22
13
23
28
27
5
6
2
24
25
29
1
3
7
30
20
15
11
14

FANALE POSTERIORE - TAIL LIGHT
FEU AR. - RÜCKLICHT

TAVOLA DRAWING TABLE BILD **26**

FRECCIA 125

C12R-3 SPEED

Note Notes Notes Marke	Index No. Pos. Pos.	Code N. Part. No. N. Cod Best. Nr.	Code N. Part. No. N. Cod Best. Nr.	DENOMINAZIONE	DESCRIPTION	DESIGNATION	BEZEICHNUNG	Q.ty Q.tà Q.te M.ge	Validity Validità Validité Gültig
	1	33700-R02-000	8000 58677	Assieme fanale posteriore	Rear light assy	Feau arrière compl.	Hinterlick kpl.	1	
	2	34906-594-622	8000 18246	Lampada 12V-5/21W	Bulb	Lampe	Lampe	1	
	3	33702-R02-000	8000 58235	Trasparente esterno	Outside tail	Loupe ext.	Linse	1	
	4	90204-R02-000	8000 40719	Dado autofrenato	Nut	Ecrou	Mutter	4	
	5	47201-R02-000	8000 47201	Guarnizione	Gasket	Joint	Dichtung	1	
	6	33705-R02-000	8000 47202	Antivibrante	Damper bushing	Element antivibrant	Vibrierschatzelement	2	
	7	98112-R02-000	8000 35333	Vite	Screw	Vis	Schraube	2	
	8	94001-86000-0S	60N1 15033	Dado	Nut	Ecrou	Mutter	2	
	9	94111-06000	60N1 15536	Rosetta elastica	Spring washer	Rondelle élastique	Federscheibe	2	
	10	98149-R02-000	60N1 15549	Rosetta piana	Flat washer	Rondelle	Scheibe	2	
	11	33650-R06-000	8000 53703	Indicatore direz. Sx.	L.H. brinker	Clignotant G.	L. blinker	1	
	12	33600-R06-000	8000 53704	Indicatore direz. Dx.	R.H. blinker	Clignotant D.	R. blinker	1	
	13	90204-R02-000	8000 56412	Dado autofrenato	Nut	Ecrou	Mutter	11	
	14	33601-R02-000	8000 56464	Lente	Tail	Loupe	Linse	2	
	15	34905-B06-000	8000 36726	Lampada 12V-10W	Bulb	Lampe	Lampe	2	
	17	50410-R02-000	800L 53650	Maniglione posteriore	Rear handle	Poignée Ar.	Hint. griff	1	
	18	77105-R02-000	800L 53651	Supporto serratura sella	Support	Support	Halter	1	
	19	96700-86010-00	60N10 2508	Vite	Screw	Vis	Schraube	3	
	20	84701-R02-000	8000 55676	Portatarga	Number plate holder	Porte plaque	Nummernschildhalter	1	
	21	83637-R02-000	0370 72020	Silent block	Silent block	Silent block	Silentblock	6	
	22	53314-R02-000	8000 55675	Distanziale	Spacer	Entretoise	Distanzstuck	6	
	23	96700-06025-08	60N10 2510	Vite	Screw	Vis	Schraube	4	
	24	43224-R02-000	8000 56359	Rosetta piana	Flat washer	Rondelle	Scheibe	2	
	25	96700-06018-00	60N10 2508	Vite	Screw	Vis	Schraube	2	
	26	93201-04014-0A	60N10 1025	Vite	Screw	Vis	Schraube	2	
	27	77224-R02-000	8000 40717	Dado autofrenato	Nut	Ecrou	Mutter	2	
	28	77222-R02-000	8000 53653	Astina	Rod	Pivot	Bolzen	1	
	29	35111-R06-000	8000 53652	Serratura con chiave	Lock with key	Serrure avec clé	Schloss mit Schlussel	1	
	30	90117-R02-000	8000 34657	Vite	Screw	Vis	Schraube	2	
	32		8000 60263	Spessore elastico	Rubber pad	Epaisseur élastique	Elastische Seitendicke	1	

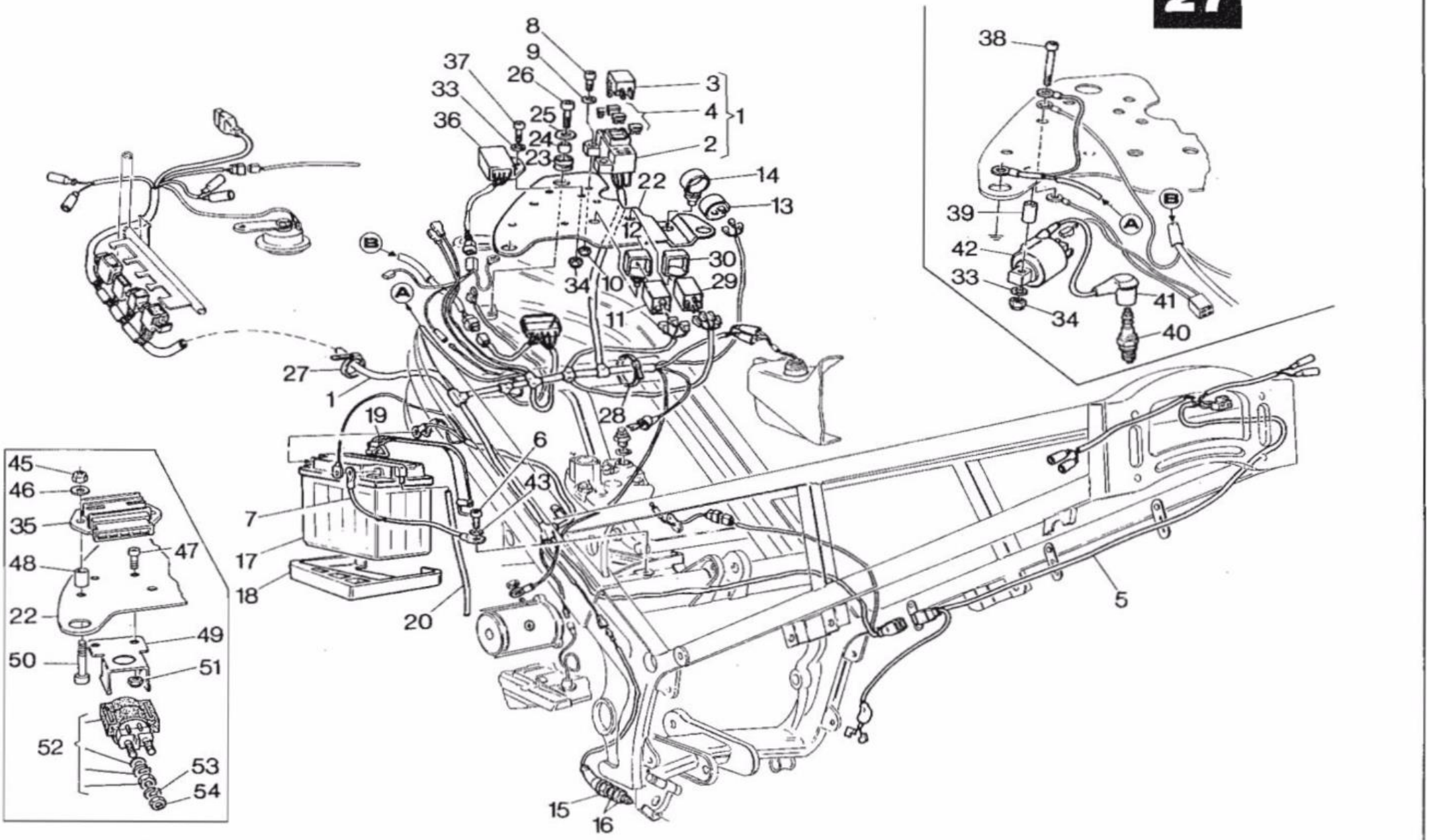
8
9
37
26
33
25
36
24
23
3
4
1
2
22
14
13
12
30
34
10
29
11
27
1
19
28
6
43
7
17
18
20
5
15
16
38
39
42
33
34
41
40
45
46
35
47
48
22
49
50
51
52
53
54

IMPIANTO ELETTRICO, PARTE ELETTRICA - ELECTRIC SYSTEM, ELECTRIC PART
INSTALLATION ELECTRIQUE, PARTIE ELECT. - ELEKTRISCHE ANLAGE, ELECTRISCHETEIL

TAVOLA DRAWING TABLE BILD **27**

FRECCIA 125

C12R-6 SPEED

Note Notes Notes Marke	Index No. Pos. Pos.	Code N. Part. No. N. Cod Best. Nr.	Code N. Part. No. N. Cod Best. Nr.	DENOMINAZIONE	DESCRIPTION	DESIGNATION	BEZEICHNUNG	Q.ty Q.tà Q.te M.ge	Validity Validità Validité Gültig
	1	32100-R06-000	8000 63498	Gruppo principale cavi	Cable assy	Cables compl.	Kabel kpl.	1	
	2	32170-R02-000	8000 58400	Blocchetto porta fusibili	Fuse holder block	Cale porte-fusibles	Sicherungskorper	1	
	3		8000 49887	Coperchietto	Cover	Couvercle	Deckel	1	
	4	32172-R02-000	8000 47472	Fusibile 15A	Fuse	Fusible	Sicherung	4	
	5	32300-R06-000	8000 56735	Gruppo cavi per fanale posteriore	Tail light wiring harness	Cablage AR.	Hint. kabelbaum	1	
	6	96700-06012-00	60N10 2505	Vite	Screw	Vis	Schraube	1	
	7	32601-R02-000	8000 56737	Cavo di massa per batteria	Cable	Cable	Kabel	1	
	8	98144-R02-000	60N10 7330	Vite	Screw	Vis	Schraube	2	
	9	90140-R02-000	80000 6287	Rosetta piana	Flat washer	Rondelle	Scheibe	2	
	10	18337-R02-000	8000 56408	Dado autofrenante	Nut	Ecrow	Mutter	2	
	11	38300-R02-000	8000 46283	Intermittenza ind. direz.	Flash device	Intermittence	Blinkgeber	1	
	12	38302-R02-000	8000 55701	Supporto elastico	Elastic holder	Support élastique	Elasticherhalter	1	
	13	38421-R02-000	8000 40512	Intermittenza per spia gamba laterale	Flasher	Intermittance	Aussetzung	1	
	14	38422-R02-000	8000 55700	Supporto elastico	Elastic holder	Support élastique	Elasticherhalter	1	
	15	36110-R06-000	8000 56813	Interruttore spia gamba laterale	Switch	Interrupteur	Schalter	1	
	16	94002-0800	60N1 15164	Dado	Nut	Ecrou	Mutter	2	
	17	31500-R02-000	8000 54372	Accumulatore 12V-9Ah	Battery	Batterie	Batterie	1	
	18	31509-R02-000	8000 53723	Base accumulatore	Rubber pad	Assise Caoutchouc	Gummiunterlage	1	
	19	50324-R02-000	8000 53722	Cinghia	Belt	Courroie	Riemen	1	
	20	95003-10041-10	8000 55702	Tubo sfiato	Exhaust pipe	Tuyau échappement	Entluftungsschlauch	1	
	22	32109-R06-000	8000 53725	Pannello	Panel	Panneau	Tafel	1	
	23	32105-R06-000	8000 53726	Silent block	Silent block	Silent block	Silentblock	3	
	24	32107-R02-000	8000 55730	Distanziale	Spacer	Entretoise	Distanzstuck	3	
	25	32104-R02-000	8000 21535	Rosetta piana	Flat washer	Rondelle	Scheibe	3	
	26	96700-06025-08	60N10 2510	Vite	Screw	Vis	Schraube	3	
	27	90668-R02-000	8000 56783	Fascetta	Clamp	Collier	Schelle	7	
	28	32501-R02-000	8000 56444	Fascetta	Clamp	Collier	Schelle	2	
	29	38600-R02-000	8000 55306	Centralina controllo avviamento	Electronic ignition control	Centrale controle démarrage	Zentrale Anlasserkontrolle	1	
	30	38381-R02-000	8000 55701	Supporto elastico	Elastic holder	Support élastique	Elasticherhalter	1	

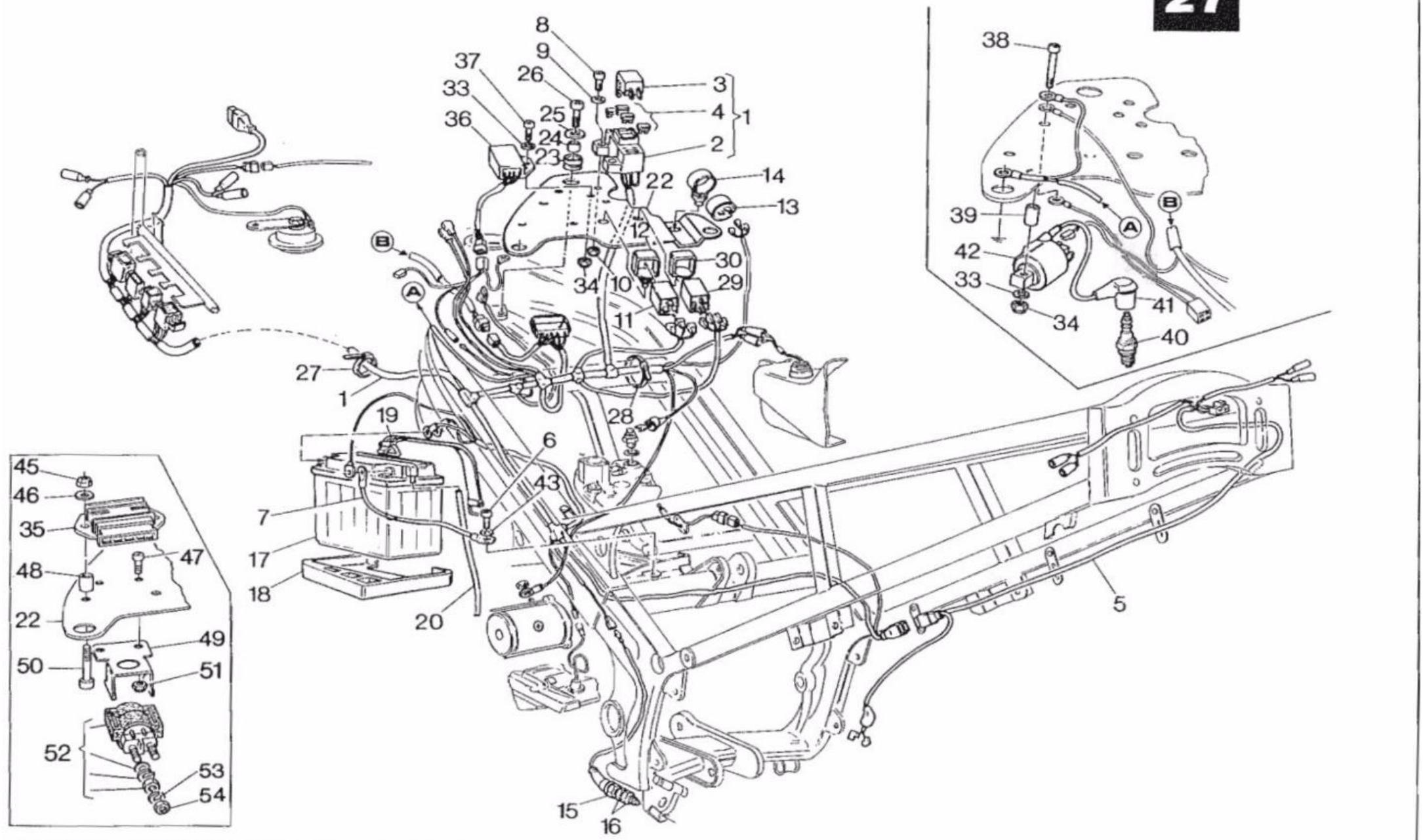
8
9
37
26
33
25
36
24
23
3
4
1
2
22
14
13
12
30
34
10
29
11
38
39
42
33
34
41
40
27
1
19
28
6
43
7
17
18
20
5
45
46
35
47
48
22
49
50
51
52
53
54
15
16

IMPIANTO ELETTRICO, PARTE ELETTRICA - ELECTRIC SYSTEM, ELECTRIC PART
INSTALLATION ELECTRIQUE, PARTIE ELECT. - ELEKTRISCHE ANLAGE, ELECTRISCHETEIL

TAVOLA DRAWING TABLE BILD **27**

FRECCIA 125

C12R-6 SPEED

Note Notes Notes Marke	Index No. Pos. Pos.	Code N. Part. No. N. Cod Best. Nr.	Code N. Part. No. N. Cod Best. Nr.	DENOMINAZIONE	DESCRIPTION	DESIGNATION	BEZEICHNUNG	Q.ty Q.tà Q.te M.ge	Validity Validità Validité Gültig
	33	43224-R02-000	8000 56359	Rosetta piana	Flat washer	Rondelle	Scheibe	3	
	34	90204-R02-000	8000 56412	Dado autofrenato	Nut	Ecrou	Mutter	3	
	35	31600-R02-000	8000 42274	Regolatore di tensione	Voltage regulator	Régulateur de ténsion	Spannungsregler	1	
	36	30400-R06-000	8000 59394	Centralina elettronica	Ignition module	Centraline électronique	Zentralsteuerung	1	
	37	96700-06014-08	60N10 2506	Vite	Screw	Vis	Schraube	1	
	38	96700-06010-00	60N10 2513	Vite	Screw	Vis	Schraube	2	
	39	18309-R02-000	8000 53728	Distanziale	Spacer	Entretoise	Distanzstuck	2	
	40		8000 51384	Candela accensione	Spark plug	Bougie	Zundkerze	1	
	41	30700-R02-000	8000 23158	Pipetta candela	Spark plug cap	Capouchon bougie	Kappe	1	
	42	30510-R02-000	8000 42272	Bobina elettronica	Spark coil	Bobine	Spule	1	
	43	94111-06000	60N1 15536	Rosetta	Washer	Rondelle	Scheibe	1	
	45		8000 56412	Dado	Nut	Ecrou	Mutter	2	
	46		8000 56359	Rosetta	Washer	Rondelle	Scheibe	2	
	47		60N1 02483	Vite	Screw	Vis	Schraube	2	
	48		8000 33115	Distanziale	Spacer	Entretoise	Distanzstuck	2	
	49		8291 0201A	Supporto	Holder	Plaguette	Plättchen	1	
	50		60N1 02511	Vite	Screw	Vis	Schraube	2	
	51		8000 56408	Dado	Nut	Ecrou	Mutter	2	
	52		3974 0011A	Teleruttore avviamento	Remote Switch	Tèlérupteur	Fernschalter	1	
	53		60N1 15536	Rosetta	Washer	Rondelle	Scheibe	2	
	54		60N1 15033	Dado	Nut	Ecrou	Mutter	2	

www.125superparts.com

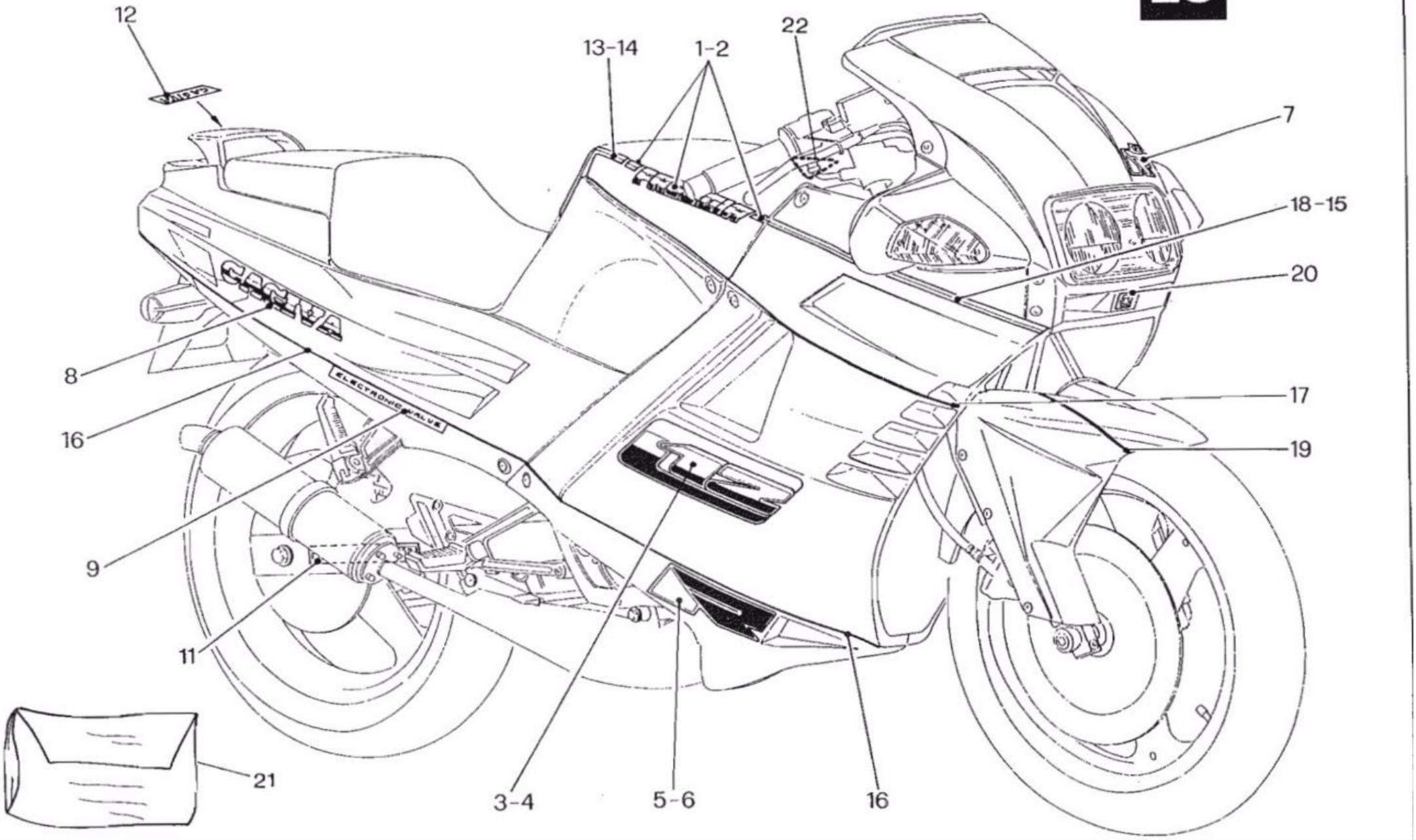
12
13-14
1-2
22
7
18-15
20
8
16
17
19
9
11
21
3-4
5-6
16

SEE MORE 4 SHA

DECALCOMANIE PER 125-ANNIVERSARY - TRIM FOR 125-ANNIVERSARY
DÉCALCOMANIE POUR 125-ANNIVERSARY - ABZIEHBILD FÜR 125-ANNIVERSARY

TAVOLA DRAWING TABLE BILD **28**

FRECCIA 125

C12R-6 SPEED

Note Notes Notes Marke	Index No. Pos. Pos.	Code N. Part. No. N. Cod Best. Nr.	Code N. Part. No. N. Cod Best. Nr.	DENOMINAZIONE	DESCRIPTION	DESIGNATION	BEZEICHNUNG	Q.ty Q.tà Q.te M.ge	Validity Validità Validité Gültig
	1	64711-R06-000	8000 63768	Adesivo «Freccia» lato destro	«Freccia» R. trim	Décalcomanie D. «Freccia»	R.»Abziehbild «Freccia»	1	
	2	64721-R06-000	8000 63695	Adesivo «Freccia» lato sinistro	«Freccia» L. trim	Décalcomanie G. «Freccia»	L. Abziehbild «Freccia»	1	
	3	64404-R06-000	8000 63766	Adesivo «C12» lato destro	«C12» R. trim	Décalcomanie D. «C12»	R. Abziehbild «C12»	1	
	4	64405-R06-000	8000 63697	Adesivo «C12» lato sinistro	«C12» L. trim	Décalcomanie G. «C12»	L. Abziehbild «C12»	1	
	5	64407-R06-000	8000 63698	Adesivo «R» lato destro	«R» R. trim	Décalcomanie D. «R»	R. Abziehbild «R»	1	
	6	64408-R06-000	8000 63767	Adesivo «R» lato sinistro	«R» L. trim	Décalcomanie G. «R»	L. Abziehbild «R»	1	
	7	64201-R06-000	8000 63699	Adesivo «C12R»	«C12R» trim	Décalcomanie «C12R»	Abziehbild «C12R»	1	
	8	83542-R06-000	8000 63700	Adesivo «CAGIVA»	«CAGIVA» trim	Décalcomanie «CAGIVA»	Abziehbild «CAGIVA»	2	
	9	83544-R06-000	8000 63701	Adesivo «Electronic valve»	«Electronic valve» trim	Décalcomanie «Electronic Valve»	Abziehbild «Electronic valve»	2	
	11	52125-R06-000	8000 63776	Adesivo «HI-TECH»	«HI-TECH» trim	Décalcomanie «HI-TECH»	Abziehbild «HI-TECH»	2	
	12	50411-R06-000	8000 63769	Adesivo «CAGIVA»	«CAGIVA» trim	Décalcomanie «CAGIVA»	Abziehbild «CAGIVA»	1	
	13	64712-R06-000	8000 63772	Filetto bianco-argento lato destro	R. thread white-silver	Filetage D. blanche-argent	R. Gewinde Weiss-Silber	1	
	14	64713-R06-000	8000 63771	Filetto bianco-argento lato sinistro	L. thread white-silver	Filetage G. blanche-argent	L. Gewinde Weiss-Silber	1	
	15	64506-R06-000	8000 63703	Filetto bianco-argento lato sinistro	L. thread white-silver	Filetage G. blanche-argent	L. Gewinde Weiss-Silber	1	
	16	83541-R06-000	8000 63702	Filetto argento	Thread	Filetage	Gewinde	3,2 m.	
	17	64403-R06-000	8000 63704	Filetto nero	Thread black	Filetage noire	Gewinde Schwarz	1	
	18	64505-R06-000	8000 63888	Filetto bianco-argento lato destro	R. Thread white-silver	Filetage D. blanche-argent	R. Gewinde Weiss-Silber	1	
	19	61103-R06-000	8000 63889	Filetto nero	Thread black	Filetage noire	Gewinde Schwarz	2	
	20	64211-R06-000	8000 64078	Adesivo marchio di fabbrica	Trim	Décalcomanie	Abziehbild	1	
	21		8000 69052	Kit decalcomanie	kit of adhesives	kit d'adhèsifs	Aufklebersatz	1	
	22		8000 67454	Adesivo "AGIP FORMULA MOTO"	"AGIP FORMULA MOTO" trim	Dècalcomanie "AGIP FORMULA MOTO"	Abziehbild" GAIP FORMULA MOTO"	1	

MOTORE

Tipo ..... monocilindrico 2 tempi con aspirazione lamellare e valvola C.T.S. a comando elettronico sullo scarico
Raffreddamento ..... a liquido
Alesaggio ..... mm 56
Corsa ..... mm 50,6
Cilindrata ..... cm³ 124,63

Rapporto di compressione a lvci chivse 6,3:1
Volume camera di scoppio (con filetto candela) ..... cm³ 12,7 ÷ 13
Avviamento ..... elettrico

LUBRIFICAZIONE

Motore mediante pompa olio a portata variabile
Trasmissione primaria/ Cambio velocità ..... mediante l'olio contenuto nel basamento

ACCENSIONE

Tipo ..... Elettronica
Anticipo all'accensione ..... 14° 30' P.P.M.S. (corsa pistone = 1 mm)
Distanza elettrodi candela ..... mm 0,5

ALIMENTAZIONE

Diametro diffusore ..... mm 28
Getto massimo 132
Getto potenza 100
Getto starter 65
Getto minimo 44
Valvola gas 45
Spillo conico ..... X 31
Tacca fiss. spillo conico 3ª
Polverizzatore ..... EN 265
Galleggiante ..... 6.5 g
Vite aria aperta di giri 1

ENGINE

Type ..... two-strokes single cylinder by lamellar suction and CTS valve with electronic control on the exhaust
Cooling ..... by liquid
Bore ..... mm 56
Stroke ..... mm 50,6
Piston displacement ..... cm³ 124,63

closed ports compression ratio 6,3:1
Combustion chamber volume (with spark plug thread) ..... cm³ 12,7 ÷ 13
Starting ..... electric

LUBRICATION

Engine ..... by a variable capacity oil pump
Primary drive transmission/ Gearbox ..... by the oil contained in the crankcase

IGNITION

Type ..... Electronic
Ignition Timing ..... 14° 30° B.T.D.C. (piston stroke = 1 mm)
Spark plug gap ..... mm 0,5

CARBURETOR

Venturi Diameter ..... mm 28
High speed jet 132
Power jet 100
Starter jet 65
Low speed jet 44
Throttle piston 45
Metering pin ..... X 31
Metering pin position 3rd
Main nozzle ..... EN 265
Float ..... 6.5 g
Idle mixture adjusting screw 1

MOTEUR

Type ..... Monocylindrique à deux temps avec aspiration lamellaire et soupape CTS à commande électronique sur l'échappement
Refroidissement ..... à liquide
Alésage ..... mm 56
Levée ..... mm 50,6
Cilindrée ..... cm³ 124,63

Rapport de compression avec orifices fermés 6,3:1
Volume total de la chambre d'explosion (avec filet bougie) ..... cm³ 12,7:13
Démarrage ..... électrique

GRAISSAGE

Moteur ..... avec pompe huile à débit variable
Transmissmion principale/ Change vitesse ..... avec la huile contenue dans l'affût

ALLUMAGE

Type ..... électronique
Avance à l'allumage ..... 14° 30' P.P.M.S. (levée piston = 1 mm)
Distance électrodes ..... mm 0,5

ALIMENTATION

Diamètre diffuseur ..... mm 28
Jet max. 132
Jet puissance 100
Jet starter 65
Jet min. 44
Soupape gaz 45
Epingle conique ..... X 31
Encoche de fixage épingle conique 3ème
Pulvérisation ..... EN 265
Flotteur ..... 6.5 g
Vis air, ouverte de rotations 1

MOTOR

Typ ..... Zweitakter-Einzylindermotor mit lamellarem Saugen und Elektronensteuerung C.T.S.-Ventil auf dem Auspuff
Kühlung ..... Durch Flüssigkeit
Bohrung ..... mm 56
Hub ..... mm 50,6
Hubraum ..... cm³ 124,63

mit geschlo ssenen schlitzen Verdichtungsverhältnis
Schl it zen 6,3:1
Verbrennungskammervolumen (mit Kerzengewinde) ..... cm³ 12,7 ÷ 13
Anlass ..... elektrisch

SCHMIERUNG

Motor durch ölpumpe mit variabler Forderleistung
Getriebe ..... durch das im Kürbelgehäuse enthaltene öl

ZÜNDUNG

Typ ..... Elektronisch
Zündverstellung ..... 14° 30' P.P.M.S. (Kolbenhub = 1 mm)
Elektrodenabstand ..... mm 0,5

VERGASER

Luftdüsendurchmesser ..... mm 28
Max. Düse 132
Leistungsdüse 100
Starterdüse 65
Min. Düse 44
Gasventil 45
Konische Nadel ..... X 31
Einschnitt für Befestigung der konischen Nadel 3.
Düse ..... EN 265
Schwimmer ..... 6.5 g
Luftschraube, geöffnet um 1 Umdrehungen

CARATTERISTICHE TECNICHE - TECHNICAL DATA
DONNEES TECHNIQUES - TECHNISCHE DATEN

Dove non diversamente specificato, i dati si intendono riferiti ad entrambi i modelli.
If not otherwise specified, the data are referred to both models.
Si non autrement spécifié, les données sont référées aux deux modèles.
Wenn nich anders angegeben, beziehen sich die Daten auf beide Modelle

TAVOLA DRAWING TABLE BILD **29**

FRECCIA 125
C12R-6 SPEED

TRASMISSIONE PRIMARIA
Pignone motore ..... z 20
Corona frizione ..... z 65
Rapporto di trasmissione 3,25

CAMBIO
Tipo ..... con ingranaggi sempre in presa
Rapporti di trasmissione:
in 1ª velocità 2,727

in 2ª velocità 1,857
in 3ª velocità 1,352
in 4ª velocità 1,095
in 5ª velocità 0,956
in 6ª velocità 0,863

TRASMISSIONE SECONDARIA
Pignone uscita cambio ..... z 13
Corona sulla ruota ..... z 39
Rapporto di trasmissione 3,00
Catena di trasmissione ..... 5/8" x 1/4"

RAPPORTI TOTALI DI TRASMISSIONE
in 1ª velocità 26,591

in 2ª velocità 18,107
in 3ª velocità 13,191
in 4ª velocità 10,678
in 5ª velocità 9,326
in 6ª velocità 8,420

TELAIO
Tipo ..... bitrave in tubi rettangolari e quadrati in acciaio ad alta resistenza

SOSPENSIONE ANTERIORE
Tipo ..... forcella teleidraulica con Anti-dive interno preregolato. Steli ∅ 35 mm. Corsa sull'asse gambe 140 mm.

SOSPENSIONE POSTERIORE
Tipo ..... SOFT DAMP a flessibilità variabile con monoammorizzatore idraulico con molla a precarica regolabile. Corsa ruota 140 mm

FRENO ANTERIORE
Tipo a disco fisso ∅ 260 mm

con comando idraulico; pinza flottante.

PRIMARY DRIVE
Drive pinion gear ..... z 20
Clutch ring gear ..... z 65
Ratio 3,25

TRANSMISSION
Constant mesh gear type
Internal ratios:
1st 2,727

2nd 1,857
3rd 1,352
4th 1,095
5th 0,956
6th 0,863

SECONDARY DRIVE
Transmission sprocket ..... z 13
Rear wheel sprocket ..... z 39
Ratio 3,00
Chain ..... 5/8" x 1/4

FINAL RATIOS
1st 26,591

2nd 18,107
3rd 13,191
4th 10,678
5th 9,326
6th 8,420

FRAME
Type rectangular and squadre twin beam made of high resistance steel

FRONT SUSPENSION
Type ..... telescopic hydraulic fork with preadjusted internal anti-dive-Sterns diam. 35 mm. - Stroke on the legs axis 140 mm

REAR SUSPENSION
Type ..... variable flexibility SOFT DAMP with hydraulic single damper and adjustable preload spring. Wheel stroke 140 mm

FRONT BRAKE
Type ... fixed disc ∅ 260 mm

with hydraulic control; floating caliper.

TRANSMISSION PRINCIPALE
Pignon moteur ..... z 20
Couronne friction ..... z 65
Rapport de transmission 3,25

CHANGEMENT DE VITESSE
Type ..... à engrenages toujours en prise
Rapports de transmission:
en 1ère 2,727

en 2ème 1,857
en 3ème 1,352
en 4ème 1,095
en 5ème 0,956
en 6ème 0,863

TRANSMISSION SECONDAIRE
Pignon sortie change ..... z 13
Couronne sur la roue ..... z 39
Rapport de transmission 3,00
Chaine de transmission ..... 5/8" x 1/4"

RAPPORTS TOTALS DE TRANSMISSION
en 1ère 26,591

en 2ème 18,107
en 3ème 13,191
en 4ème 10,678
en 5ème 9,326
en 6ème 8,420

CARCASSE
Type ..... bi-poutre en tuyaux rectangulaires et carrés en acier à haute resistance.

SUSPENSION AVANT
Type ..... fourche téléhydraulique avec Anti-dive intérieur préréglé. Tiges ∅ 35 mm. Levée sur l'axe jambes 140 mm.

SUSPENSION ARRIERE
Type ..... SOFT DAMP à flexibilité variable avec monoamortisseur hydraulique avec ressort à prechargement réglable. Levée roue 140 mm

FREIN AVANT
Type à disque fixe ∅ 260 mm

avec commande hydraulique; pince flottante.

PRIMÄRANTRIEB
Antriebsritzel ..... z 20
Kupplungskranz ..... z 65
Übersetzungsverhältnis 3,25

GETRIEBE
Typ ..... mit Zahnrädern immer im Eingriff
Übersetzungsverhältnisse:
mit erstem Gang eingeschaltet 2,727

mit zweitem Gang eingeschaltet 1,857
mit drittem Gang eingeschaltet 1,352
mit viertem Gang eingeschaltet 1,095
mit fünftem Gang eingeschaltet 0,956
mit sechstem Gang eingeschaltet 0,863

SEKUNDÄRER ANTRIEB
Getrieberitzel ..... z 13
Radkranz ..... z 39
Übersetzungsverhältnis 3,00
Antriebskette ..... 5/8" x 1,4

TOTALES ÜBERSETZUNGSVERHÄLTNIS
mit erstem Gang eingeschaltet 26,591

mit zweitem Gang eingeschaltet 18,107
mit drittem Gang eingeschaltet 13,191
mit viertem Gang eingeschaltet 10,678
mit fünftem Gang eingeschaltet 9,326
mit sechstem Gang eingeschaltet 8,420

CHASSIS
Typ ..... mit zwei Trägern aus viereckigen und rechtckigen Röhren aus hochfestem Stahl.

VORDERFEDERUNG
Typ ..... mit telehydralischer Gabel mit internem voreingestelltem Anti-Dive Schäfte ∅ 35 mm. Hub auf der Beinera 140 mm.

HINTERFEDERUNGL
Typ SOFT DAMP mit variabler Biegsamkeit, mit hydraulischem Einzeldämpfer, Feder mit voreinstellbarer Spannung. Radhub 140 mm.

VORDERBREMSE
Typ .. mit fester Scheibe ∅ 260 mm

mit hydraulischer Steuerung; schwimmende Zange

FRENO POSTERIORE
Tipo ..... a disco fisso Ø 240 mm con comando idraulico; pinza fissa.

PNEUMATICO ANTERIORE
Tipo ..... TUBELESS MT 45 Z

Dimensioni 100/80-S16
Pressione di gonfiaggio a freddo ..... Kg/cm² 1,8 - psi 25,6

PNEUMATICO POSTERIORE
Tipo ..... TUBELESS MT 45 Z

Dimensioni 110/80-S17

Pressione di gonfiaggio a freddo ..... Kg/cm² 2 - psi 28,4
Pressione di gonfiaggio a freddo con passeggero ..... Kg/cm² 2,2 - psi 31,3

DIMENSIONI, PESO, CAPACITÀ
Interasse ..... mm 1370
Lunghezza totale ..... mm 1960
Larghezza manubri ..... mm 625
Larghezza massima (specchietti) ..... mm 650
Altezza massima ..... mm 1130
Altezza sella ..... mm 770
Altezza minima da terra ..... mm 135
Peso a secco ..... Kg 125
Capacità serbatoio carburante ..... l 15
Riserva carburante ..... l 3,6
Capacità serbatoio olio ..... l 1,8
Olio nel basamento ..... l 0,60-0,65
Liquido circuito di raffreddamento ..... l 1,65
Steli forcella:
Volume aria ..... mm 150
(dalla sommità dello stelo, con forcella a fondo corsa e senza molle)

REAR BRAKE
Type ... fixed disc diam. 240 mm with hydraulic control; fixed caliper.

FRONT TIRE
Type ..... TUBELESS MT 45 Z

Tire Size 100/80-S16
Cold tire pressure ..... Kg/cm² 1,8 - psi 25,6

REAR TIRE
Type ..... TUBELESS MT 45 Z

Tire Size 110/80-S17

Cold tire pressure ..... Kg/cm² 1,8 - psi 28,4
Cold tire pressure with passenger ..... Kg/cm² 2,2 - psi 31,3

DIMENSIONS, WEIGHT, CAPACITIES
Wheelbase ..... mm 1370
Overall legth ..... mm 1960
Handlebars width ..... mm 625
Overall width (mirrors) ..... mm 650
Overall height ..... mm 1130
Saddle height ..... mm 770
Minimum ground clearance ..... mm 135
Dry wheight ..... Kg 125
Fuel tank capacity ..... l 15
Fuel reserve ..... l 3,6
Oil tank capacity ..... l 1,8
Transmission oil ..... l 0,60-0,65
Coolant ..... l 1,65
Fork legs:
Oil level from up ..... mm 150
(From the leg to with fork to the stroke end and without springs).

FREIN ARRIERE
Type à disque fixe Ø 240 mm avec commande hydraulique; pince fixe.

PNEU AVANT
Type ..... TUBELESS MT 45 Z

Dimensions 100/80 S16
Pression de gonfiement à froid ..... Kg/cm² 1,8 - psi 25,6

PNEU ARRIERE
Type ..... TUBELESS MT 45 Z

Dimensions 110/80 S17

Pression de gonflement à froid ..... Kg/cm² 2 - psi 28,4
Pressione de gonflement à froid avec passager ..... Kg/cm² 2,2 - psi 31,3

DIMENSIONS, POIDS, CAPACITIES
Empattement ..... mm 1370
Longueur totale ..... mm 1960
Largeur guidon ..... mm 625
Hauteur max. (rétroviseurs) ..... mm 650
Hauteur max. ..... mm 1130
Hauteur selle ..... mm 770
Hauteur min. du sol ..... mm 135
Poids à sec ..... Kg 125
Contenance réservoir à carburant ..... l 15
Réserve carburant ..... l 3,6
Contenance réservoir huile ..... l 1,8
Huile dans l'affût ..... l 0,60-0,65
Liquide circuit de refroidissement ..... l 1,65
Tiges fourche:
Volume fourche: ..... mm 150
(du sommet de la tige, avec fourche à fin de course et sans ressort)

HINTERRADBREMSE
Typ ..... mit fester Scheibe Ø 240 mm mit hudraulzischder Steyerybg; feste Zange.

VORDERREIFEN
Typ ..... TUBELESS MT 45 Z

Masse 100/80 S16
Reifenluftdruck, kalt ..... Kg/cm² 1,8 - psi 25,6

HINTERREIFEN
Typ ..... TUBELESS MT 45 Z

Masse 100/80 S17

Reifenluftdruck, kalt ..... Kg/cm² 2 - psi 28,4
Reifendruckluft, kalt mit Fahrgast ..... Kg/cm² 2,2 - psi 31,3

MASSE, GEWICHT, FASSUNGSVERMÖGEN
Achsenabstand ..... mm 1370
Gesamtlänge ..... mm 1960
Lenkerbreite ..... mm 625
Max. Breite (Rückspiegel 650
Max. Höhe ..... mm 1130
Sattelhöhe ..... mm 770
Min. Höhe vom Boden ..... mm 135
Gewicht ohne Kraftstoff ..... Kg 125
Kraftstoffbehälter-Fassungsvermögen ..... l 15
Reservebehälter ..... l 3,6
Ölbehälter ..... l 1,8
Öl im Kurbelgehäuse ..... l 0,60-0,65
Kühlungsflüssigkeit ..... l 1,65
Gabelstangen:
Luftvolumen ..... mm 150
(von dem Stangengipfel, mit Gabel am Endanschlag und ohne Federn)

TABELLA DI LUBRIFICAZIONE - TABLE FOR LUBRICATION

Olio lubrificazione motore / Engine oil	AGIP 2T RACING PLUS
Olio lubrificazione cambio / Trasmissione primaria . Transmission oil / Primary drive	AGIP F.1 SUPERMOTOROIL 15 W50
Liquido refrigerante motore / Coolant	AGIP NUOVO PERMANENT EXTRA
Liquido impianti frenanti / Brakes fluid	AGIP BRAKE FLUID DOT 4
Grasso per trasmissioni flessibili / Cables grease	AGIP GREASE 30
Olio lubrificazione catena / Chain oil	AGIP CHAIN AND DRIVE SPRAY
Olio forcella anteriore / Front fork oil	SAE 20

TABELLE DE GRAISSAGE - SCHMIERMITTELTABELLE

Huile graissage moteur / Motorschmierungsöl	AGIP 2T RACING PLUS
Huile graissage change / Transmission principale Getriebeschmierungsöl	AGIP F.1 SUPERMOTOROIL 15 W50
Liquide de refroidissement moteur / Motorkühler	AGIP NUOVO PERMANENT EXTRA
Liquide freins / Bremsenflüssigkeit	AGIP BRAKE FLUID DOT 4
Graissage pourt transmissions flexibles / Schmierung für biegsame Kabel	AGIP GREASE 30
Huile graissage chaine / Schmieröl für die Kette	AGIP CHAIN AND DRIVE SPRAY
Huile fourche avant / Öl für die Vordergabel	SAE 20

PARTE ELETTRICA / IMPIANTO ELETTRICO

L'impianto di accensione é composto da:
- Generatore da 12V-120W a ricarica totale batteria;
- Motorino d'avviamento 12V-500W;
- Bobina elettronica;
- Centralina elettronica;
- Regolatore di tensione;
- Teleruttore avviamento elettrico;
- Centralina controllo avviamento.

Il comando elettronico della valvola di scarico è costituito da una centralina di controllo dell'apertura della valvola e da un motorino di comando della valvola da 12V-3,3W.
L'impianto elettrico consta dei seguenti elementi principali:
- Doppio faro anteriore con lampada biluce 12V-25/25W e lampada luce di posizione 12V-5W;
- Cruscotto con lampade contachilometri e contagiri da 12V-2W e lampade termometro e spie da 12V-1,2W;
- Indicatori di direzione con lampada 12V-10W;
- Batteria da 12V-9Ah;
- N° 4 fusibili da 15A, due dei quali di riserva;
- Fanale posteriore con lampada segnalazione arresto 12V-21W e lampada luce di posizione 12V-5W.

ELECTRIC COMPONENTS / ELECTRIC SYSTEM

The ignition system is composed of:
- Generator: 12V-120W for a full battery recharge;
- Starting motor 12V-500W;
- Electronic coil;
- Electronic control unit;
- Voltage regulator;
- Solenoid starter;
- Starting control system.

The exhaust valve electronic control is formed by a valve opening control unit and by a 12V-3,3W valve control motor.
Main components of the electric system:
- Two-light front headlamp with bulb 12V-25/25W and parking light bulb 12V-5W;
- Dashboard with bulbs for odometer and for revolution counter 12V-2W. Bulbs for thermometer and pilot lamps 12V-1,2W;
- Turn indicators with bulbs 12V-10W;
- 12V-9Ah Battery;
- N 4 fuses 15A (two of them are spare fuses);
- Tail light with stop light 12V-21W and parking light bulb 12V-5W.

INSTALLATION ELECTRIQUE

L'installation d'allumage est composée par:
- Générateur 12V-120W à rechargement total batterie;
- Démarreur 12V-500W;
- Bobine électronique;
- Distributeur électronique;
- Régulateur de tension;
- Télérupteur démarrage électrique;
- Distributeur contrôle démarrage.

La commande électronique se compose d'un distributeur qui commande l'ouverture de la soupape, et d'un moteur qui commande la soupape à 12V-3,3W..
L'installation électrique se compose des éléments principaux suivants:
- Double phare antérieur avec lampe à deux feux 12V- 25/25W et lampe feux de position 12V-5W;
- Tableau de bord avec lampes pour compteur kilométrique et de tours 12V-2W, et pour thermomètre et témoins 12V-1,2W;
- Clignotants avec lampe 12V-10W;
- Batterie de 12V-9Ah;
- Nr. 4 fusibles 15A, dont deux de réchange;
- Feux arrière avec lampe de signalisation d'arrêt 12V-21W et lampe feux de position 12V-5W.

ELEKTRISCHE ANLAGE

Die Zündanlage besteht aus folgenden:
- Generator 12V-120W für die komplette Nachladung der Batterie;
- Anlassmotor 12V-500W;
- Elektronische Spule;
- Elektronisches Aggregat;
- Spannungsregler;
- Fernschlater für das elektrische Anlassen;
- Aggregat für die Anlassenkontrolle.

Die Elektronensteuerung des Auslassventil besteht aus einem Steuergehäuse für die Ventilöffnung und einem Motorantrieb für das Ventil 12V-3,3W.
Die elektrische Anlage besteht aus folgenden:
- Verderer Zweilicht-Scheinwerfer mit Doppellichtlampe 12V-25/25 und Lampe für die Parkleuchte 12V-5W;
- Instrumentenbrett mit Lampen für den Kilometerzähler und den Drehzahlmesser, 12V-2W und Lampen für das Thermometer und die Kontrolleuchten 12V-1,2W;
- Drehungszeiger mit Lampe 12V-10W;
- Batterie 12V-9Ah;
- 4 Sicherungen 15A, unter denen 2 als Ersatz;
- Hinterleuchte mit Bremslicht 12V-21W und Parkleuchte 12V-5W.

ACCOPPIAMENTI / GIOCHI

- Accoppiamento cilindro-pistone:
  a) rilevare il ∅ di classificazione del cilindro a 10 mm dal piano superiore, parallelamente all'asse aspirazione e scarico;
  b) rilevare il ∅ di classificazione del pistone a 20 mm dalla base del mantello, perpendicolarmente all'asse spinotto.
  Gioco di accoppiamento preferenziale: 0,035 ÷ 0,045mm
  Limite di usura: 0,070 mm
- Accoppiamento spinotto-pistone-piede di biella:
  Gioco radiale 0,002 ÷ 0,010 mm
  Limite di usura 0,015 mm
- Gioco radiale testa di biella: 0,014 ÷ 0,022 mm
- Gioco assiale testa di biella: 0,50 ÷ 0,60 mm
- Quote controllo cambio in fase ricomposizione motore (mm):

COUPLINGS / CLEARANCES

- Cylinder-piston coupling:
  a) measure the cylinder classifying ∅ at a distance of 10 mm from the upper surface, parallel to the induction and exhaust axis;
  b) measure the piston classifying ∅ at a distance of 20 mm from the skirt base, perpendicularly to the pin axis.
  Best coupling clearance: 0,035 ÷ 0,045mm
  Wear limit 0,070 mm
- Coupling among pin-piston-small end:
  Radial clearance: 0,002 ÷ 0,010 mm
  Wear limit 0,015 mm
- Small end radial clearance: 0,014 ÷ 0,022 mm
- Small end axial play: 0,50 ÷ 0,60 mm
- Change control dimensions during motor recomposition (mm):

ACCOUPLEMENTS / JEUX

- Accouplement cylindre-piston:
  a) Rélever le ∅ de classification du cylindre à 10 mm du plan supérieur, parallelement à l'axe d'aspiration et d'échappement.
  b) Rélever le ∅ de classification du piston à 20 mm de la base du manteau, perpendiculièrement a l'axe du piston.
  Jeu d'accouplement préférential: 0,035 ÷ 0,045mm
  Limite d'usure: 0,070 mm
- Accouplement axe-piston pied de bielle:
  Jeu radial 0,002 ÷ 0,010 mm
  Limite d'usure 0,015 mm
- Jeu radial tête de bielle: 0,014 ÷ 0,022 mm
- Jeu axial tête de bielle: 0,50 ÷ 0,60 mm
- Ce contrôle change en phase de recomposition moteur (mm):

KUPPLUNGEN / SPIELE

- Kupplung Zylinder/Kolben:
  a) den Klassierungsdurchmesser des Zylinders 10 mm entfernt von der oberen Ebene aufnehmen, der Saug- und Auslassachse parallel;
  b) den Klassierungsdurchmesser des Kolbens 20 mm entfernt von der Basis des Schaftes, der Bolzenachse senkrecht.
  Vorzug verbindungsspiel: 0,035 ÷ 0,045mm
  Abnutzungsgrenze: 0,070 mm
- Kupplung Bolzen-Kolben-Kolbenbolzenende:
  Lagerspiel 0,002 ÷ 0,010 mm
  Abnutzungsgrenze 0,015 mm
- Lagerspiel Pleuelkopf: 0,014 ÷ 0,022 mm
- Axialspiel Pleuelkopf: 0,50 ÷ 0,60 mm
- Mass für Kontrolle des Getriebes bei der Umarbeitung des Motors (mm):

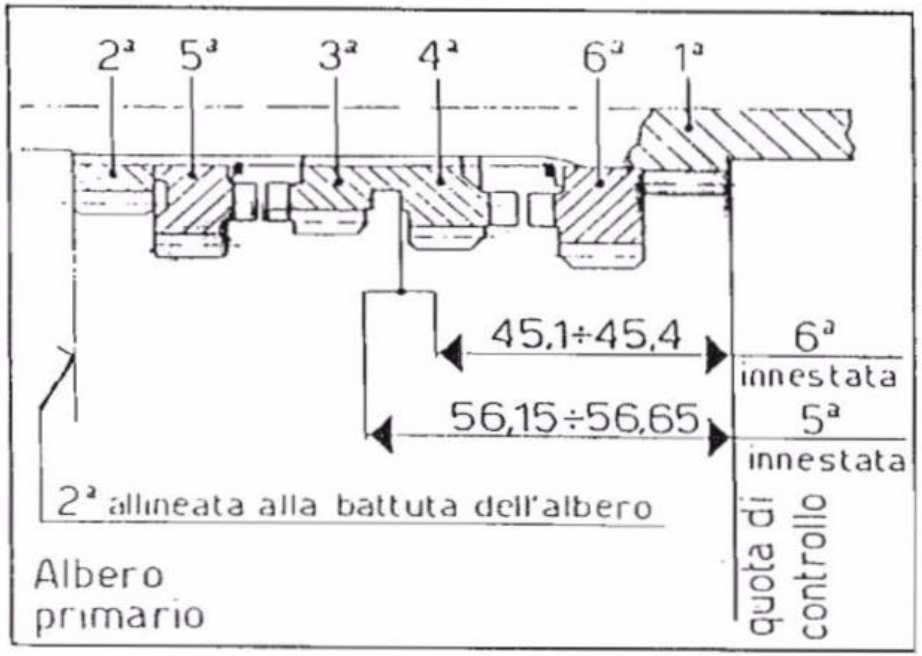

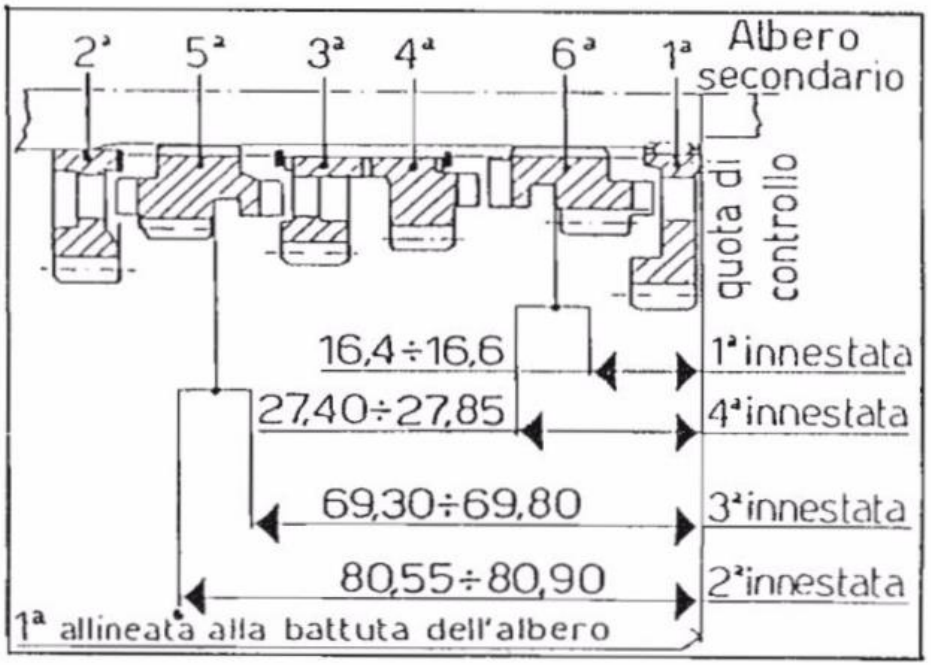

CARATTERISTICHE TECNICHE - TECHNICAL DATA
DONNEES TECHNIQUES - TECHNISCHE DATEN

Dove non diversamente specificato, i dati si intendono riferiti ad entrambi i modelli.
If not otherwise specified, the data are referred to both models.
Si non autrement spécifié, les données sont référées aux deux modèles.
Wenn nich anders angegeben, beziehen sich die Daten auf beide Modelle

TAVOLA DRAWING TABLE BILD **29**

FRECCIA 125
C12R-6 SPEED

COPPIE DI SERRAGGIO / TIGHTENING TORQUES / COUPLES DE SERRAGE / ANZUGSMOMENT

APPLICAZIONE / USE APPLICATION / ANWENDUNG	FILETTATURA / THREADING FILETAGE / GEWINDE	KGM	NM	LB/FT (LIBBRA/PIEDE)
Dado fissaggio cilindro / Cylinder fastening nut Ecrou fixage cylindre / Mutter für Zylinderbefestigung	M8×1,25	2,0÷2,2	19,6÷21,6	14,4÷15,8
Dado fissaggio testa / Head fastening nut Ecrou fixage tête / Mutter für Kopfbefestigung	M8×1,25	2,0÷2,2	19,6÷21,6	14,4÷15,8
Dado fissaggio pignone trasm. primaria / Primary timing pinion fastening nut Ecrou fixage pignon transmission principale / Mutter für Befestigung des Hauptantriebsritzels	M14×1,25	5÷6	49÷58,8	35,9÷43
Dado fiss. pignone contralbero / Countershaft pinion fastening nut Ecrou fixage pignon contre-arbre / Mutter für Befestigung des Vorgelegewelleritzels	M14×1,25	5÷6	49÷58,8	35,9÷43
Viti unione semicarter / Half casing joining screws Vis jonction demi-enveloppe / Schrauben für die Verbindung der Gehäusehälften	M6×1	0,8÷0,9	7,8÷8,8	5,8÷6,5
Viti fissaggio coperchi motore / Motor cover fastening screws Vis fixage capots moteur / Schrauben für die Befestigung der motordeckel	M6×1	0,8÷0,9	7,8÷8,8	5,8÷6,5
Dado fissaggio rotore volano / Flywheel rotor fastening nut Ecrou fixage rotor volant / Mutter für Befestigung des Schwungradsrotors	M12×1,25	7,7÷8,3	75,5÷81,4	55,7÷60
Candela accensione / Ignition spark plug Bougie d'allumage / Zündkerze	M14×1,25	2÷3	20÷30	15÷22
Dado fiss. mozzo portadischi frizione / Clutch disk hub fastening nut Ecrou fixage moyeu porte-disques friction / Mutter für Befestigung der Kupplungsnabe	M14×1	2,8÷3,2	27,4÷31,4	20÷23
Viti fiss. disco ritegno molle frizione Clutch spring stopping disk fastening screws Vis fixage disques d'arret des ressorts friction Schrauben für Befestigung der Haltescheibe der Kupplungsfeder	M5×0,8	0,7÷0,8	6,8÷7,8	5,1÷5,8
Vite fiss. piastrina ritegno albero desmodromico Positive shaft stopping plate fastening screw Vis fixage plaquette d'arret de l'arbre positif Schrauben für Befestigung der Halteplatte der zwangläufigen Welle	M6×1	1,2÷1,4	11,7÷13,7	8,7÷10,1
Viti fiss. pompa olio / Oil pump fastening screw Vis fixage pompe huile / Schrauben für Befestigung der ölpumpe	M5×0,8	0,25÷0,35	2,45÷3,43	1,8÷2,5
Viti fissaggio motorino di avviamento / Starting motor fastening screw Vis fixage moteur démarreur / Schraube für Befestigung des Anlassmotors	M6×1	0,7÷0,8	6,8÷7,8	5,0÷5,8
Dado per vite inferiore fissaggio motore / Nut for lower motor fastening screw Ecrou pour vis inférieure de fixage moteur / Mutter für die imtere Schraube für Motorbefestigung	M8×1,25	2,2÷2,4	21,6÷23,5	15,9÷17,4
Dado per vite ant. fiss. motore / Nut for front motor fastening screws Ecrou pour vis avant fixage moteur / Mutter für die vordere Schraube für Motorbefestigung	M8×1,25	2,2÷2,4	21,6÷23,5	15,9÷17,4
Vite fiss. tesia sterzo forcella / Fork steering head fastening screw Vis fixage tête braquage fourche / Schraube für Befestigung des Gabeldrehungkopfes	M8×1,25	2,5÷2,8	24,5÷27,4	18,1÷20,2
Vite fiss. base sterzo forcella / Fork steering base fastening screw Vis fixage base braquage fourche / Schraube für Befestigung der Gabeldrehungbasis	M10×1,5	3÷3,2	29,4÷31,4	21,7÷23,1

COPPIE DI SERRAGGIO / TIGHTENING TORQUES / COUPLES DE SERRAGE / ANZUGSMOMENT

APPLICAZIONE / USE APPLICATION / ANWENDUNG	FILETTATURA / THREADING FILETAGE / GEWINDE	KGM	NM	LB/FT (LIBBRA/PIEDE)
Vite fiss. manubrio al supporto / Handle bar fastening screw to support Vis fixage guidon au support / Schraube für Befestigung der Lenkstange dem Träger	M10×1,5	3,8÷4,0	37,3÷39,2	27,5÷28,9
Vite fiss. tirante sosp. post. al telaio e alla biella Rear suspension tension rod fastening scrw, to frame and to connection rod Vis fixage tirant suspension arrière au chassis et à la bielle Schraube für Befestigung der hinteren Federungsspannstange dem Chassis und dem Pleuel	M12×1,25	4,0÷4,2	39,2÷41,2	28,9÷30,4
Vite fiss. biella al forcellone / Connection rod fastening screw to fork Vis fixage bielle à la fourche / Schraube für Befestigung des Pleuels der Gabel	M12×1,25	4,0÷4,2	39,2÷41,2	28,9÷30,4
Vite fiss. sup. ammortizzatore / Upper shock absorber fastening screws Vis fixage supérieur amortisseur / Obere Schraube für Dämpferbefestigung	M12×1,25	4,0÷4,2	39,2÷41,2	28,9÷30,4
Dado per perno forcellone / Nut for fork pin Ecrou pour pivot fourche / Mutter für Gabelzapfen	M14×1,5	6÷6,5	58,8÷63,7	43,4÷47
Perno ruota anteriore / Front wheel pin Pivot roue avant / Vorderradzapfen	M14×1,5	6÷6,5	58,8÷63,7	43,4÷47
Vite fiss. pinza ant. / Front caliper fastening screw Vis fixage étrier antérieur / Schraube für vordere Sattelbefestigung	M10×1,5	4÷5	39,2÷49	28,9÷36,2
Perno centraggio pinza ant. / Front caliper centering screw Ecrou centrage étrier antérieur / Zentrielzapfel des vorderen Sattels	M10×1,5	3÷3,5	29,4÷34,3	21,7÷25,3
Dado fiss. perno ruota posteriore / Rear wheel pin fastening screws Ecrou fixage pivot roue arrière / Mutter zur Befestigung des Hinterrades	M15 x 1,25	6÷6,5	58,8÷63,7	43,4÷47
Vite fissaggio corona / Ring gear fastening screw Vis fixage couronne / Schraube für Kranzbefestigung	M7×1	2,2÷2,4	21,6÷23,5	15,9÷17,4

SEE MORE 4

DISEGNO DRAWING DESSIN ZEICHNUNG	TAVOJA DRAWING TABLE BILD	INDEX NO. POS. N.	DISEGNO DRAWING DESSIN ZEICHNUNG	TAVOLA DRAWING TABLE BILD	INDEX NO. POS. N.	DISEGNO DRAWING DESSIN ZEICHNUG	TAVOLA DRAWING TABLE BILD	INDEX NO. POS. N.	DISEGNO DRAWING DESSIN ZEICHNUNG	TAVOLA DRAWING TABLE BILD	INDEX NO. POS. N.
0370 37040	16	9	60N1 15536	26	9	60N10 7330	22	26	8000 12045	12	31
0370 59030	16	25	60N1 15536	27	43	60N10 7330	27	8	8000 14340	17	48
0370 69930	14	24	60N1 15536	27	53	60N10 7335	10	24	8000 14668	21	9
0370 69940	14	25	60N1 15547	18	57	60N10 7336	4	15	8000 15397	15	5
0370 69990	14	39	60N1 15548	18	12	60N10 7351	14	18	8000 15960	6	23
0370 72020	13	12	60N1 15549	13	15	60N10 7351	24	36	8000 17693	10	8
0370 72020	18	20	60N1 15549	26	10	60N2 21202	4	4	8000 18246	26	2
0370 72020	25	6	60N1 15561	14	46	60N2 21203	9	25	8000 19069	10	12
0370 72020	26	21	60N1 15766	11	18	60N2 21204	8	37	8000 19070	10	13
0370 91070	14	20	60N10 1025	26	26	60N2 21204	13	3	8000 19071	10	11
0370 99420	18	10	60N10 1076	14	49	60N2 21208	8	5	8000 19604	9	24
0370 99425	18	3	60N10 1078	5	41	60N2 21209	8	30	8000 19620	5	35
037099464	18	7	60N10 1079	14	45	60N2 21263	15	21	8000 19789	8	27
3974 0011A	27	52	60N10 1087	13	14	60N3 15008	2	28	8000 21198	17	41
60N0 15599	6	16	60N10 1116	23	12	60N3 15095	2	12	8000 21357	23	20
60N0 21002	11	15	60N10 1878	5	39	60N3 15151	3	30	8000 21375	9	5
60N0 21007	7	4	60N10 2482	8	24	60N3 15504	2	34	8000 21480	22	29
60N0 21308	14	30	60N10 2482	17	30	60N3 15536	11	28	8000 21480	22	33
60N0 21309	17	7	60N10 2483	5	15	60N3 15766	3	12	8000 21480	24	26
60N10 2559	15	34	60N10 2505	25	12	60N30 1050	3	11	8000 21535	4	16
60N1 02483	27	47	60N10 2505	27	6	60N30 1082	2	22	8000 21535	25	18
60N1 02511	27	50	60N10 2506	4	11	60N30 2489	3	28	8000 21535	27	25
60N1 15007	23	14	60N10 2506	15	2	60N30 2509	2	35	8000 21759	18	56
60N1 15032	25	39	60N10 2506	27	37	60N30 2509	11	20	8000 21810	12	49
60N1 15033	26	8	60N10 2508	9	26	60N30 2510	6	11	8000 21929/1	2	6
60N1 15033	27	54	60N10 2508	26	19	60N30 2511	6	24	8000 21929/2	2	6
60N1 15062	9	31	60N10 2508	26	25	60N30 2512	6	14	8000 21929/3	2	6
60N1 15062	24	3	60N10 2509	24	19	60N30 2515	5	23	8000 21929/4	2	6
60N1 15094	21	13	60N10 2509	25	21	60N30 2515	6	27	8000 21929/5	2	6
60N1 15164	27	16	60N10 2510	9	29	60N30 2516	5	19	8000 21929/6	2	6
60N1 15192	17	37	60N10 2510	26	23	60N30 5503	3	22	8000 21929/7	2	6
60N1 15503	8	33	60N10 2510	27	26	60N30 7330	3	15	8000 22672	14	2
60N1 15503	17	14	60N10 2513	27	38	60N30 7335	4	23	8000 22691	16	7
60N1 15503	25	40	60N10 2515	16	31	60N30 7335	6	22	8000 22946	5	22
60N1 15504	16	32	60N10 2516	25	14	60N30 7335	11	4	8000 23158	27	41
60N1 15504	21	10	60N10 2556	14	31	722310871	18	6	8000 23646	14	3
60N1 15504	25	22	60N10 2556	17	5	722760689	18	5	8000 23718	5	32
60N1 15506	14	8	60N10 2557	15	7	764010002	9	33	8000 23981	12	14
60N1 15507	22	21	60N10 2558	15	8	764010003	9	30	8000 23983	12	40
60N1 15535	8	25	60N10 2559	21	7	8000 01199	24	37	8000 24319	5	33
60N1 15535	25	41	60N10 2565	14	7	8000 10350	2	10	8000 24839	9	13
60N1 15536	3	10	60N10 2567	14	13	8000 11276	2	27	8000 24840	9	7
60N1 15536	4	12	60N10 2583	15	10	8000 11577	11	16	8000 24841	9	8
60N1 15536	13	16	60N10 2586	17	3	8000 11868	7	3	8000 24856	9	6
60N1 15536	14	50	60N10 2901	11	19	8000 12029	12	42	8000 24857	9	3
60N1 15536	21	14	60N10 3834	9	9	8000 12030	12	41	8000 24858	9	4
60N1 15536	25	13	60N10 7026	14	21	8000 12037	12	44	8000 24947	5	24

DISEGNO DRAWING DESSIN ZEICHNUNG	TAVOLA DRAWING TABLE BILD	INDEX NO. POS. N.	DISEGNO DRAWING DESSIN ZEICHNUNG	TAVOLA DRAWING TABLE BILD	INDEX NO. POS. N.	DISEGNO DRAWING DESSIN ZEICHNUG	TAVOLA DRAWING TABLE BILD	INDEX NO. POS. N.	DISEGNO DRAWING DESSIN ZEICHNUNG	TAVOLA DRAWING TABLE BILD	INDEX NO. POS. N.
8000 24962	6	13	8000 33048	1	3	8000 37880	9	41	8000 42257	4	1
8000 24962	10	10	8000 33054	1	6	8000 37891	24	12	8000 42259	4	3
8000 25044	7	10	8000 33115	27	48	8000 37906	13	10	8000 42272	27	42
8000 25117	12	8	8000 33192	7	13	8000 38035	16	5	8000 42274	27	35
8000 25151	8	4	8000 33264	6	15	8000 38078	6	25	8000 42278	3	17
8000 25254	9	23	8000 33266	6	17	8000 38203	2	17	8000 42285	4	2
8000 25304	24	17	8000 33270	10	6	8000 38211	14	48	8000 42286	8	2
8000 25989	22	30	8000 33272	10	18	8000 38214	5	28	8000 42288	7	9
8000 26134	9	14	8000 33273	10	19	8000 38215	5	26	8000 42342	24	9
8000 26343	9	37	8000 33276	9	1	8000 38216	4	5	8000 42345	24	11
8000 26884	10	5	8000 33642	5	2	8000 38228	2	21	8000 42347	24	16
8000 27065	24	18	8000 33721	9	20	8000 38519	3	24	8000 42674	9	16
8000 27103	9	2	8000 34017	4	27	8000 38707	7	24	8000 42676	9	18
8000 27353	3	8	8000 34017	20	16	8000 38726	7	17	8000 42677	9	17
8000 27960	6	8	8000 34035	9	10	8000 38727	7	16	8000 42700	9	21
8000 28810	9	35	8000 34083	4	6	8000 38956	16	18	8000 43065	2	31
8000 28810	24	5	8000 34358	2	3	8000 38957	16	20	8000 43067	2	29
8000 29042	12	48	8000 34657	26	30	8000 38958	16	19	8000 43170	8	11
8000 29058	24	32	8000 34690	8	14	8000 39260	3	7	8000 43174	8	16
8000 29061	24	34	8000 34897	16	30	8000 39335	2	13	8000 43199	8	32
8000 29066	24	33	8000 34924	21	4	8000 39364	16	23	8000 43314	16	22
8000 29624	24	31	8000 35086	12	27	8000 40402	16	13	8000 43353	15	32
8000 29627	24	29	8000 35119	9	15	8000 40408	16	11	8000 43382	5	31
8000 29628	24	30	8000 35333	26	7	8000 40409	16	12	8000 43384	22	7
8000 30594	18	55	8000 35353	12	29	8000 40418	16	16	8000 43384	23	4
8000 30728	5	7	8000 35369	6	9	8000 40420	16	14	8000 43426	22	4
8000 30820	7	19	8000 35370	6	10	8000 40432	4	19	8000 43426	23	3
8000 30860	5	4	8000 35408	2	30	8000 40512	27	13	8000 43555	23	10
8000 31094	15	13	8000 35751	4	29	8000 40580	12	22	8000 43823	1	4
8000 31105	15	28	8000 36230	25	4	8000 40582	12	19	8000 43904	15	30
8000 31106	15	33	8000 36357	5	21	8000 40717	26	27	8000 43905	15	31
8000 31113	15	23	8000 36380	3	23	8000 40719	13	6	8000 44043	12	21
8000 31542	2	37	8000 36440	5	30	8000 40719	26	4	8000 44299	9	19
8000 31739	7	6	8000 36441	8	20	8000 40720	14	32	8000 44300	9	12
8000 31743	8	23	8000 36682	12	28	8000 41039	19	22	8000 44346	7	15
8000 31744	8	26	8000 36685	12	15	8000 41527	15	12	8000 44365	21	17
8000 31748	3	25	8000 36687	12	23	8000 41534	15	24	8000 44978	5	27
8000 31768	8	31	8000 36726	18	4	8000 41539	15	22	8000 46147	24	35
8000 31773	8	9	8000 36726	26	15	8000 41682	9	22	8000 46283	27	11
8000 31813	7	11	8000 37198	5	25	8000 41750	5	34	8000 46393	5	38
8000 32064	16	2	8000 37343/1	2	5	8000 41759	25	19	8000 46428	7	8
8000 32065	16	3	8000 37343/2	2	5	8000 42023	11	13	8000 46487	21	2
8000 32231	2	7	8000 37343/3	2	5	8000 42023	16	27	8000 46530	8	12
8000 32389	5	20	8000 37343/4	2	5	8000 42040	22	9	8000 46531	8	29
8000 32531	13	9	8000 37343/5	2	5	8000 42040	23	23	8000 46532	8	6
8000 32855	12	18	8000 37343/6	2	5	8000 42155	5	13	8000 46533	8	28
8000 33047	1	2	8000 37343/7	2	5	8000 42164	5	11	8000 46534	8	13

SEE MORE 4

DISEGNO DRAWING DESSIN ZEICHNUNG	TAVOJA DRAWING TABLE BILD	INDEX NO. POS. N.
8000 46592	2	24
8000 46614	1	5
8000 46626	21	3
8000 46627	2	25
8000 46665	22	25
8000 46893	19	28
8000 47116	20	3
8000 47190	25	20
8000 47201	26	5
8000 47202	26	6
8000 47373	11	6
8000 47374	11	1
8000 47375	6	21
8000 47376	6	12
8000 47377	6	26
8000 47381	11	12
8000 47456	23	7
8000 47472	27	4
8000 47665	7	7
8000 47667	10	4
8000 47670	11	23
8000 47672	11	25
8000 47673	11	30
8000 47674	11	27
8000 47675	11	9
8000 47676	11	8
8000 47677	11	22
8000 47678	5	8
8000 47679	11	26
8000 47686	4	20
8000 47701	4	22
8000 47707	2	18
8000 47708	5	3
8000 47716	3	32
8000 47719	7	2
8000 47841	4	7
8000 47960	17	35
8000 47961	17	36
8000 48245	13	17
8000 48245	18	19
8000 48433	19	25
8000 48678	17	4
8000 48803	1	8
8000 48814	25	10
8000 48848	5	40
8000 48850	7	5
8000 48852	7	21
8000 48853	7	23
8000 48855	7	22
8000 48856	6	4
8000 48861	5	14
8000 48862	5	16
8000 48864	6	20
8000 48865	6	30
8000 48874	7	14
8000 48875	7	18
8000 48878	11	2
8000 49016	5	9
8000 49016	6	5
8000 49047	19	26
8000 49531	12	46
8000 49556	2	11
8000 49628	11	3
8000 49642	10	17
8000 49654	22	24
8000 49767	1	7
8000 49777	8	22
8000 49887	27	3
8000 49917	3	29
8000 50042	11	31
8000 50043	11	10
8000 50044	11	11
8000 50045	11	5
8000 50251	11	29
8000 50445	4	30
8000 50453	4	25
8000 50454	4	26
8000 50533	3	3
8000 50555	25	16
8000 50683	15	37
8000 50764	17	53
8000 50765	17	32
8000 50766	17	33
8000 50767	17	12
8000 50768	17	40
8000 50772	17	11
8000 50856	15	18
8000 50906	2	33
8000 50907	2	32
8000 51384	27	40
8000 51480	24	8
8000 51481	24	10
8000 51549	5	18
8000 51614	1	1
8000 51660	10	3
8000 51661	10	1
8000 51662	10	2
8000 51663	6	18
8000 51726	11	24
8000 51791	5	5
8000 51957	22	6
8000 51963	22	5
8000 51986	12	11
8000 51987	12	12
8000 51989	12	13
8000 52073	19	27
8000 52078	12	37
8000 52129	10	9
8000 52292	6	29
8000 52349	24	22
8000 52447	8	3
8000 52448	8	15
8000 53127	2	16
8000 53130	8	7
8000 53131	8	17
8000 53158	6	28
8000 53185	22	12
8000 53185	23	22
8000 53201	7	1
8000 53248	5	6
8000 53248	5	17
8000 53249	2	15
8000 53251	22	14
8000 53256	22	15
8000 53257	22	31
8000 53401	22	17
8000 53405	22	18
8000 53406	23	19
8000 53408	22	20
8000 53530	16	35
8000 53531	16	36
8000 53534	15	6
8000 53537	15	9
8000 53537	23	15
8000 53538	15	4
8000 53539	14	22
8000 53540	14	33
8000 53541	14	35
8000 53542	14	41
8000 53543	14	23
8000 53543	14	36
8000 53544	14	34
8000 53544	14	42
8000 53545	14	29
8000 53546	14	28
8000 53548	9	36
8000 53548	24	4
8000 53549	9	34
8000 53551	24	6
8000 53553	15	39
8000 53554	14	4
8000 53592	14	14
8000 53613	14	5
8000 53614	14	6
8000 53616	4	10
8000 53626	13	2
8000 53628	14	19
8000 53637	14	16
8000 53638	14	17
8000 53652	19	11
8000 53652	26	29
8000 53653	26	28
8000 53654	15	38
8000 53656	16	6
8000 53657	16	10
8000 53658	16	15
8000 53660	22	8
8000 53664	22	3
8000 53667	23	1
8000 53668	22	10
8000 53668	23	5
8000 53673	23	2
8000 53674	23	21
8000 53678	23	9
8000 53682	23	16
8000 53683	24	27
8000 53684	23	18
8000 53687	24	28
8000 53689	9	32
8000 53692	24	1
8000 53696	17	19
8000 53700	17	42
8000 53703	26	11
8000 53704	26	12
8000 53707	25	42
8000 53708	14	37
8000 53709	14	38
8000 53710	23	17

DISEGNO DRAWING DESSIN ZEICHNUNG	TAVOJA DRAWING TABLE BILD	INDEX NO. POS. N.
8000 53713	18	25
8000 53714	15	1
8000 53716	20	5
8000 53717	10	21
8000 53718	19	8
8000 53721	17	9
8000 53722	27	19
8000 53723	27	18
8000 53724	17	24
8000 53724	24	23
8000 53725	27	22
8000 53726	4	9
8000 53726	27	23
8000 53727	21	5
8000 53728	21	6
8000 53728	27	39
8000 53729	19	9
8000 53730	10	23
8000 53734	4	14
8000 53735	20	10
8000 53737	20	1
8000 53738	10	20
8000 53739	4	13
8000 53893	13	1
8000 54372	27	17
8000 54696	3	21
8000 54882	2	9
8000 54884/1	2	8
8000 54884/2	2	8
8000 54884/3	2	8
8000 54884/4	2	8
8000 54884/5	2	8
8000 54884/6	2	8
8000 54884/7	2	8
8000 54888/1	2	2
8000 54888/2	2	2
8000 54883/3	2	2
8000 54888/4	2	2
8000 54893	3	18
8000 54894	3	14
8000 54895	3	13
8000 54896	3	16
8000 54946	2	14
8000 55161	23	11
8000 55306	27	29
8000 55329	17	13
8000 55330	17	15
8000 55330	17	46
8000 55331	17	16
8000 55331	17	45
8000 55332	17	17
8000 55333	17	10
8000 55334	17	28
8000 55335	17	18
8000 55338	17	29
8000 55339	17	27
8000 55340	17	47
8000 55664	13	8
8000 55675	13	13
8000 55675	18	21
8000 55675	25	7
8000 55675	26	22
8000 55676	26	20
8000 55677	10	14
8000 55681	20	12
8000 55690	19	19
8000 55691	23	13
8000 55693	20	7
8000 55695	23	6
8000 55696	20	9
8000 55697	18	23
8000 55698	18	17
8000 55698	18	29
8000 55698	19	10
8000 55700	27	14
8000 55701	27	12
8000 55701	27	30
8000 55702	27	20
8000 55703	18	26
8000 55703	18	30
8000 55703	19	23
8000 55708	25	43
8000 55709	25	44
8000 55710	25	45
8000 55711	25	17
8000 55712	22	27
8000 55714	17	23
8000 55715	17	22
8000 55716	24	24
8000 55717	16	29
8000 55721	20	15
8000 55725	13	11
8000 55726	10	15
8000 55727	4	18
8000 55728	4	28
8000 55729	4	24
8000 55730	27	24
8000 55741	19	18
8000 55745	14	12
8000 55746	17	20
8000 55747	17	21
8000 55751	22	22
8000 55755	17	8
8000 55756	17	26
8000 55757	24	7
8000 55758	19	35
8000 55868	20	2
8000 56188	4	21
8000 56220	2	38
8000 56359	24	20
8000 56359	25	15
8000 56359	26	24
8000 56359	27	33
8000 56359	27	46
8000 56391	18	18
8000 56391	19	4
8000 56391	19	12
8000 56405	13	7
8000 56407	16	28
8000 56408	18	11
8000 56408	27	10
8000 56408	27	51
8000 56409	9	27
8000 56409	16	33
8000 56409	21	18
8000 56410	14	9
8000 56412	4	17
8000 56412	24	14
8000 56412	25	9
8000 56412	26	13
8000 56412	27	34
8000 56412	27	45
8000 56423	9	38
8000 56423	24	13
8000 56424	3	9
8000 56426	17	6
8000 56426	20	4
8000 56442	24	2
8000 56444	20	8
8000 56444	22	2
8000 56444	27	28
8000 56448	18	22
8000 56454	6	31
8000 56457	4	8
8000 56458	10	16
8000 56459	9	39
8000 56464	26	14
8000 56465	25	27
8000 56472	13	4
8000 56506	16	24
8000 56508	16	26
8000 56512	14	26
8000 56513	14	27
8000 56682	19	5
8000 56702	17	39
8000 56707	17	44
8000 56708	17	38
8000 56710	17	43
8000 56717	22	23
8000 56722	10	22
8000 56722	20	6
8000 56735	27	5
8000 56736	17	34
8000 56737	27	7
8000 56738	25	23
8000 56741	25	25
8000 56742	25	26
8000 56743	25	29
8000 56745	25	31
8000 56746	25	32
8000 56747	25	33
8000 56748	25	34
8000 56749	25	35
8000 56750	25	36
8000 56751	25	37
8000 56752	25	38
8000 56757	19	36
8000 56770	8	36
8000 56772	24	21
8000 56783	14	52
8000 56783	27	27
8000 56813	27	15
8000 56908	19	17
8000 56909	14	10
8000 56912	19	15
8000 56913	19	24
8000 57154	22	32
8000 57155	22	28

SEE MORE 4

DISEGNO DRAWING DESSIN ZEICHNUNG	TAVOJA DRAWING TABLE BILD	INDEX NO. POS. N.	DISEGNO DRAWING DESSIN ZEICHNUNG	TAVOLA DRAWING TABLE BILD	INDEX NO. POS. N.	DISEGNO DRAWING DESSIN ZEICHNUG	TAVOLA DRAWING TABLE BILD	INDEX NO. POS. N.	DISEGNO DRAWING DESSIN ZEICHNUNG	TAVOLA DRAWING TABLE BILD	INDEX NO. POS. N.
8000 57155	24	25	8000 58520	25	28	8000 62230	12	3	80000 7719	5	12
8000 57165	2	23	8000 58521	25	30	8000 62390	3	6	80000 9721	17	25
8000 57182	5	36	8000 58526	18	16	8000 62400	16	37	800L 43221	16	17
8000 57185	6	7	8000 58527	18	15	8000 63214	19	1	800L 43225	16	21
8000 57199	5	1	8000 58528	18	28	8000 63215	19	2	800L 48494	2	4
8000 57205	14	53	8000 58529	18	27	8000 63413	7	12	800L 53629	14	15
8000 57242	20	17	8000 58534	21	15	8000 63456	20	11	800L 53650	26	17
8000 57366	16	38	8000 58538	21	16	8000 63458	9	28	800L 53651	26	18
8000 57367	16	39	8000 58543	13	5	8000 63498	27	1	800L 55704	16	1
8000 57378	15	11	8000 58660	12	10	8000 63505	19	37	800L 56007	6	1
8000 57379	15	35	8000 58677	26	1	8000 63695	28	2	800L 58467	25	11
8000 57380	15	14	8000 58836	8	1	8000 63697	28	4	800L 58477	14	47
8000 57381	15	36	8000 58837	8	10	8000 63698	28	5	800L 58884	2	39
8000 57382	15	15	8000 58840	25	1	8000 63699	28	7	80A0 11868	7	3
8000 57383	15	16	8000 58861	3	27	8000 63700	28	8	80A0 22440	8	34
8000 57384	15	17	8000 58865	3	19	8000 63701	28	9	80A0 31756	11	7
8000 57385	15	20	8000 59030	11	17	8000 63702	28	16	80A0 32069	16	4
8000 57386	15	19	8000 59033	3	2	8000 63703	28	15	80A0 32069	16	4
8000 57387	15	25	8000 59034	3	1	8000 63704	28	17	80A0 32070	11	21
8000 57388	15	26	8000 59213	22	13	8000 63766	28	3	80A0 38110	8	8
8000 57389	15	29	8000 59214	22	19	8000 63767	28	6	80A0 43859	9	11
8000 57390	15	3	8000 59247	19	13	8000 63768	28	1	80A0 57400	12	5
8000 57391	15	27	8000 59287	3	5	8000 63769	28	12	80A00 5272	8	21
8000 57401	12	16	8000 59394	27	36	8000 63771	28	14	80A00 5893	24	15
8000 57436	12	32	8000 59499	18	8	8000 63772	28	13	80A00 7989	8	19
8000 57437	12	34	8000 59500	18	9	8000 63776	28	11	80B0 11868	7	3
8000 57530	22	1	8000 59583	21	12	8000 63888	28	18	80B0 22440	8	34
8000 57536	4	31	8000 59596	10	7	8000 63889	28	19	80B0 31756	11	7
8000 57714	16	40	8000 59604	10	25	8000 64078	28	20	80B0 32070	11	21
8000 57781	2	40	8000 59984	25	5	8000 64168	12	26	80B0 35357	12	9
8000 58046	3	31	8000 60199	17	1	8000 64169	12	38	80B0 43859	9	11
8000 58048	3	20	8000 60200	17	2	8000 64170	12	47	80B0 49557	2	26
8000 58061	3	33	8000 60263	26	32	8000 66565	11	14	80B0 53675	23	8
8000 58235	26	3	8000 60292	19	3	8000 67454	28	22	80B00 5893	24	15
8000 58388	25	3	8000 60292	19	20	8000 67969	14	44	80C0 11868	7	3
8000 58396	25	2	8000 60404	22	16	8000 67970	14	54	80C0 22440	8	34
8000 58400	27	2	8000 60408	22	11	8000 69052	28	21	80C0 31756	11	7
8000 58456	25	8	8000 60430	3	26	8000 69168	20	14	80C0 32070	11	21
8000 58494	18	13	8000 60431	2	1	8000 72361	14	43	80C0 38110	8	8
8000 58496	19	14	8000 60804	3	4	80000 1025	7	20	80C0 49557	2	26
8000 58497	19	6	8000 60858	19	7	80000 1199	9	42	80C00 4553	8	35
8000 58499	18	1	8000 60867	14	51	80000 1911	21	8	80C00 5893	24	15
8000 58500	18	2	8000 61166	14	1	80000 4104	12	17	80C00 7989	8	19
8000 58514	21	1	8000 61251	12	6	80000 6287	27	9	80D0 11868	7	3
8000 58515	21	11	8000 61603	18	14	80000 6597	5	29	80D0 22440	8	34
8000 58516	19	21	8000 61926	17	31	80000 6725	5	37	80D0 32070	11	21
8000 58519	25	24	8000 62214	2	36	80000 7051	18	24	80D0 32106	14	11

SEE

DISEGNO DRAWING DESSIN ZEICHNUNG	TAVOJA DRAWING TABLE BILD	INDEX NO. POS. N.	DISEGNO DRAWING DESSIN ZEICHNUNG	TAVOLA DRAWING TABLE BILD	INDEX NO. POS. N.	DISEGNO DRAWING DESSIN ZEICHNUG	TAVOLA DRAWING TABLE BILD	INDEX NO. POS. N.	DISEGNO DRAWING DESSIN ZEICHNUNG	TAVOLA DRAWING TABLE BILD	INDEX NO. POS. N.
80D0 36681	12	1									
80D0 49557	2	26									
80D00 5272	8	21									
80D00 5893	24	15									
80E0 11868	7	3									
80E0 12032	12	7									
80E0 32069	16	4									
80E0 38110	8	8									
80E0 49557	2	26									
80E00 5272	8	21									
80F0 11868	7	3									
80F0 32069	16	4									
80F0 32069	16	4									
80F0 49557	2	26									
80F00 7989	8	19									
80G0 11868	7	3									
80G0 32069	16	4									
80G0 32069	16	4									
80G0 36683	12	2									
80G0 38110	8	8									
80G0 49557	2	26									
80G00 5272	8	21									
80H0 11868	7	3									
80H0 49557	2	26									
80H00 7989	8	18									
80N0 69990	14	40									
80N1 15191	19	16									
80Y00 2271	1	9									
8291 0201A	27	49									
8A00 55507	12	50									
8B00 22692	16	8									
8B00 63037	12	36									
8BE0 12041	12	4									

SEE MORE

DISEGNO DRAWING DESSIN ZEICHNUNG	TAVOJA DRAWING TABLE BILD	INDEX NO. POS. N.
0005Z-R06-000	2	39
11106-R02-000	5	35
11116-R02-000	5	14
11117-R02-000	5	40
11191-R02-000	5	16
11207-R02-000	5	38
11208-R02-000	5	33
11251-R02-000	6	21
11258-R02-000	6	23
11330-R02-000	6	1
11336-R02-000	6	9
11337-R02-000	6	10
11341-R02-000	6	28
11343-R02-000	6	12
11361-R02-000	6	26
11393-R02-000	6	20
11394-R02-000	6	30
11395-R02-000	6	29
12135-R02-000	3	14
12141-R02-010	3	13
12148-R02-000	3	18
12151-R02-000	3	16
12156-R02-000	3	21
12157-R02-000	3	26
12158-R02-000	3	20
12159-R02-000	3	31
12169-R02-000	3	32
12170-R02-000	3	27
12173-R06-000	3	33
12191-R02-000	2	26
12201-R06-000	2	14
12261-R02-000	4	20
12264-R02-000	4	22
12266-R02-000	4	31
12267-R02-000	4	21
12431-R02-000	6	18
13000-R06-000	2	9
13005-R06-000	2	2
13010-R06-000	2	4
13111-R06-000	2	5
13115-R02-000	2	3
13200-R02-000	2	8
13202-R02-000	2	7
13301-R02-000	7	2
14100-R02-000	2	33
14111-R02-000	2	32
14121-R02-000	2	31
14131-R02-000	2	38
15100-R02-000	10	9
15131-R02-000	10	3
15382-R02-000	10	2
15572-R02-000	10	16
15650-R02-000	6	7
15761-R02-000	5	34
15772-R02-000	10	17
16100-R06-000	12	36
16201-R02-000	20	15
16211-R02-000	20	14
16219-R02-000	2	37
16602-R02-000	2	15
17100-R06-000	2	36
17111-R02-000	2	29
17205-R02-000	13	1
17211-R02-000	13	8
17226-R02-000	13	4
17228-R02-000	13	5
17235-R02-000	13	9
17236-R02-000	13	2
17237-R02-000	13	6
17238-R02-000	14	51
17254-R02-000	13	11
17500-R02-000	20	1
17508-R02-000	20	9
17527-R02-000	20	10
17551-R02-000	4	27
17596-R02-000	20	2
17577-R02-000	20	3
17611-R02-000	20	7
17620-R02-000	20	5
17636-R02-000	20	6
17636-R06-000	10	22
17692-R02-000	17	22
17693-R02-000	17	36
17910-R02-000	17	38
17911-R02-000	17	43
17912-R02-000	17	41
17921-R02-000	17	44
17931-R02-000	17	39
17950-R02-000	17	23
18231-R02-000	2	24
18233-R06-000	2	25
18235-R02-000	2	23
18291-R02-000	2	21
18304-R02-000	21	11
18308-R02-000	21	5
18309-R02-000	21	6
18309-R02-000	27	39
18316-R02-000	21	3
18321-R02-000	21	4
18322-R02-000	21	12
18324-R02-000	21	2
18330-R02-000	13	7
18331-R02-000	21	15
18335-R02-000	21	16
18337-R02-000	27	10
19421-R02-000	20	16
19421-R02-000	20	17
19423-R02-000	20	12
19500-R02-000	4	8
19502-R02-000	4	10
19503-R02-000	4	25
19503-R02-000	4	26
19506-R02-000	4	24
19507-R02-000	4	14
19508-R02-000	4	29
19509-R02-000	4	19
19510-R02-000	4	13
19513-R02-000	4	28
19514-R02-000	4	30
22121-R02-000	7	14
22201-R06-000	7	12
22311-R02-000	7	13
22350-R02-000	7	11
22361-R02-000	7	18
22366-R02-000	7	21
22401-R02-000	7	15
22701-R02-000	7	23
22815-R02-000	7	22
22838-R02-000	2	16
22870-R02-000	17	19
23211-R02-000	8	2
23221-R02-000	8	11
23241-R02-000	4	1
23244-R02-000	4	2
23245-R02-000	4	3
23247-R02-000	4	5
23251-R02-000	4	7
23426-R02-000	8	16
23427-R02-000	8	20
23441-R02-000	8	12
23451-R02-000	8	29
23461-R02-000	8	6
23471-R02-000	8	28
23491-R02-000	8	13
23501-R02-000	8	7
23505-R02-000	7	9
23511-R02-000	8	17
23514-R02-000	8	3
23517-R02-000	8	15
23601-R02-000	10	1
23605-R02-000	10	4
23800-R02-000	8	22
23806-R02-000	8	26
23811-R02-000	8	23
24211-R02-000	9	14
24221-R02-000	9	15
24231-R02-000	9	20
24241-R02-000	9	13
24245-R02-000	5	2
24251-R02-000	9	19
24254-R02-000	9	12
24300-R02-000	9	16
24305-R02-000	9	7
24319-R02-000	9	17
24323-R02-000	9	18
24430-R02-000	9	10
24436-R02-000	9	6
24610-R06-000	9	1
24615-R02-000	9	3
24631-R06-000	9	2
24651-R02-000	9	4
24700-R02-000	9	32
24705-R02-000	9	42
24711-R02-000	9	28
24712-R02-000	9	34
24714-R02-000	9	39
24716-R02-000	9	33
24717-R02-000	9	30
24726-R02-000	9	41
24781-R02-000	9	37
25306-R02-000	9	8
27555-R02-000	13	10
28111-R02-000	11	1
28115-R02-000	8	36
30081-R02-000	6	15
30400-R06-000	27	36
30510-R02-000	27	42
30700-R02-000	27	41

DISEGNO DRAWING DESSIN ZEICHNUNG	TAVOLA DRAWING TABLE BILD	INDEX NO. POS. N.
31100-R06-000	11	17
31200-R02-000	11	6
31201-R02-000	11	5
31202-R02-000	11	12
31203-R02-000	11	11
31204-R02-000	11	9
31210-R02-000	11	31
31390-R02-000	3	19
31500-R02-000	27	17
31509-R02-000	27	18
31600-R02-000	27	35
31800-R02-000	3	1
31801-R02-000	3	4
31802-R02-000	3	5
31803-R02-000	3	6
31804-R02-000	3	7
31805-R02-000	3	8
31900-R02-000	3	2
31902-R02-000	3	3
32100-R06-000	27	1
32104-R02-000	4	16
32104-R02-000	27	25
32104-R06-000	25	18
32105-R02-000	4	9
32105-R06-000	27	23
32107-R02-000	27	24
32109-R06-000	27	22
32161-R02-000	17	24
32170-R02-000	27	2
32172-R02-000	27	4
32300-R06-000	27	5
32501-R02-000	20	8
32501-R02-000	22	2
32501-R02-000	27	28
32521-R02-000	24	23
32601-R02-000	27	7
33100-R06-000	25	1
33107-R02-000	25	8
33110-R06-000	25	5
33400-R02-000	18	2
33402-R02-000	18	10
33450-R02-000	18	1
33452-R02-000	18	3
33600-R06-000	26	12
33601-R02-000	26	14
33650-R06-000	26	11
33700-R02-000	26	1
33702-R02-000	26	3
33705-R02-000	26	6
34351-R02-000	25	4
34901-R02-000	25	2
34905-R06-000	26	15
34906-594-000	26	2
35012-R02-000	19	11
35100-R06-000	25	19
35111-R06-000	19	5
35111-R06-000	25	20
35111-R06-000	26	29
35150-R06-000	17	26
35152-R02-000	17	27
3515A-R06-000	17	42
35200-R06-000	17	8
3520A-R06-000	17	9
35210-R02-000	17	17
35340-R02-000	17	48
35345-R06-000	17	34
35350-R02-000	24	12
35410-R02-000	10	7
35750-R02-000	9	22
36110-R06-000	27	15
37110-R06-000	25	35
37200-R02-000	25	24
37250-R06-000	25	28
37260-R02-000	25	45
37350-R06-000	25	30
38100-R02-000	25	16
38300-R02-000	27	11
38302-R02-000	27	12
38381-R02-000	27	30
38421-R02-000	27	13
38422-R02-000	27	14
38600-R02-000	27	29
40530-R02-000	23	6
40543-R02-000	16	35
40546-R02-000	16	36
41201-R02-000	23	11
41241-R02-000	23	15
42301-R02-000	23	18
42304-R02-000	23	17
42305-R02-000	23	9
42306-R02-000	23	19
42307-R02-000	23	16
42310-R02-000	23	8
42604-R02-000	22	9
42604-R02-000	23	23
42620-R02-000	23	2
42753-R02-000	22	7
42753-R02-000	23	4
43102-R02-000	24	27
43142-R02-000	22	12
43142-R02-000	23	22
43209-R02-000	24	15
43221-R02-000	24	16
43224-R02-000	24	20
43224-R02-000	25	10
43224-R02-000	26	24
43224-R02-000	27	33
43225-R02-000	24	17
43228-R02-000	24	18
43332-R02-000	24	2
43457-R02-000	24	21
43459-R02-000	24	6
43460-R02-000	24	7
43467-R02-000	24	22
44301-R02-000	22	10
44303-R02-000	22	5
44304-R02-000	22	6
44620-R02-000	22	3
44830-R02-000	25	43
45100-R02-000	25	42
45155-R02-000	24	24
45156-R02-000	22	20
45157-R02-000	22	28
45157-R02-000	24	25
45158-R02-000	22	29
45158-R02-000	24	26
45507-R02-000	22	30
46505-R02-000	24	1
47201-R02-000	26	5
50100-R02-000	14	1
50171-R02-000	14	4
50224-R02-000	14	12
50227-R02-000	14	54
50229-R02-000	14	44
50302-R02-000	15	5
50324-R06-000	27	19
50341-R02-000	14	14
50351-R02-000	14	6
50352-R02-000	14	5
50410-R02-000	26	17
50411-R06-000	28	12
50530-R02-000	14	15
50537-R02-000	14	19
50542-R02-000	14	16
50543-R02-000	14	17
50550-R02-000	14	11
50614-R02-000	14	22
50624-R02-000	14	33
50702-R02-000	14	24
50703-R02-000	14	39
50705-R02-000	14	25
50711-R02-000	14	34
50711-R02-000	14	42
50714-R02-000	14	29
50716-R02-000	14	41
50717-R02-000	14	38
50719-R02-000	14	37
50721-R02-000	14	23
50721-R02-000	14	36
50722-R02-000	14	28
50726-R02-000	14	35
50728-R02-000	14	9
50728-R02-000	14	32
50728-R02-000	21	9
52110-R02-000	16	1
52125-R06-000	28	11
52127-R02-000	16	3
52148-R02-000	16	5
52149-R02-000	16	2
52170-R02-000	16	30
52171-R02-000	14	20
52431-R02-000	15	1
52500-R02-000	16	17
52502-R02-000	16	23
52503-R02-000	16	22
52504-R02-000	16	29
52505-R02-000	16	19
52507-R02-000	16	9
52510-R02-000	16	21
52521-R02-000	16	8
52522-R02-000	16	28
52524-R02-000	16	18
52526-R02-000	16	20
52527-R02-000	16	40
52528-R02-000	16	26
52529-R02-000	16	24
53110-R02-000	17	2
53135-R02-000	17	4

SEE MORE 4

DISEGNO DRAWING DESSIN ZEICHNUNG	TAVOJA DRAWING TABLE BILD	INDEX NO. POS. N.	DISEGNO DRAWING DESSIN ZEICHNUNG	TAVOLA DRAWING TABLE BILD	INDEX NO. POS. N.	DISEGNO DRAWING DESSIN ZEICHNUG	TAVOLA DRAWING TABLE BILD	INDEX NO. POS. N.	DISEGNO DRAWING DESSIN ZEICHNUNG	TAVOLA DRAWING TABLE BILD	INDEX NO. POS. N.
53141-R02-000	17	35	64713-R06-000	28	14	90005-R02-000	3	25	90048-R02-000	5	23
53165-R02-000	17	21	64715-R06-000	19	25	90006-R02-000	5	32	90048-R02-000-01	6	22
53166-R02-000	17	20	64716-R06-000	19	26	90007-R02-000	5	9	90048-R02-000-01	11	4
53170-R02-000	17	47	64717-R06-000	19	27	90007-R02-000	6	5	90048-R02-000-02	11	20
53190-R02-000	17	13	64720-R02-000	19	35	90009-R02-000	8	9	90048-R02-000-03	6	11
53200-R02-000	15	9	64721-R06-000	28	2	90010-R02-000	5	25	90048-R02-000-04	6	24
53202-R02-000	15	4	64730-R06-000	19	37	90011-R02-000	5	30	90048-R02-000-04	6	31
53216-R02-000	15	39	77105-R02-000	26	18	90012-R02-000	7	10	90048-R02-000-05	6	14
53231-R02-000	15	6	77108-R02-000	14	48	90014-R02-000	3	12	90048-R02-000-06	6	27
53310-R02-000	17	1	77110-R02-000	14	47	90014-R02-000	8	33	90049-R02-000-07	5	19
53314-R02-000	25	7	77200-R02-000	19	21	90015-R02-000	3	22	90050-R06-000	2	11
53314-R02-000	26	22	77215-R02-000	19	22	90016-R02-000	11	21	90051-R02-000	5	4
55104-R02-000	10	23	77222-R02-000	26	28	90017-R02-000	6	17	90053-R02-000	6	13
55110-R02-000	10	20	77224-R02-000	26	27	90018-R02-000	2	34	90053-R02-000	10	10
55110-R06-000	10	21	80101-R02-000	19	19	90019-R02-000	9	11	90054-R02-000	9	23
55155-R02-000	10	14	81131-R02-000	19	18	90021-R02-000	2	27	90055-R02-000	2	30
61100-R02-000	19	1	81140-R02-000	19	7	90022-R02-000	2	13	90056-R02-000	3	30
61103-R06-000	28	19	81154-R02-000	19	17	90023-R02-000	10	6	90057-R02-000	2	28
61109-R02-000	19	2	81155-R02-000	19	16	90024-R02-000	7	3	90058-R02-000	7	17
64200-R02-000	18	13	81203-R02-000	19	13	90026-R02-000	9	24	90059-R02-000	7	5
64201-R06-000	28	7	81204-R02-000	19	14	90027-R02-000	8	35	90060-R02-000	7	7
64209-R02-000	18	56	83540-R02-000	18	28	90028-R02-000	8	21	90062-R06-000	3	17
64210-R02-000	25	11	83541-R06-000	28	16	90029-R02-000	8	8	90063-R06-000	2	12
64211-R06-000	28	20	83542-R06-000	28	8	90030-R02-000	5	27	90064-R02-000	10	8
64251-R02-000	19	8	83544-R06-000	28	9	90031-R02-000	6	8	90065-R02-000	4	6
64280-R02-000	18	14	83632-R02-000	18	18	90032-R02-000	5	37	90066-R02-000	10	5
64306-R02-000	18	25	83632-R02-000	18	55	90033-R02-000	8	19	90067-R02-000	3	23
64316-R02-000	14	43	83632-R02-000	19	4	90033-R02-000-04	8	18	90069-R02-000	8	27
64332-R02-000	18	26	83632-R02-000	19	24	90034-R02-000	8	34	90071-R02-000	9	21
64332-R02-000	18	30	83633-R02-000	19	9	90035-R02-000	2	10	90072-R02-000	2	17
64332-R02-000	19	3	83634-R02-000	13	13	90036-R02-000	11	2	90073-R02-000	2	18
64332-R02-000	19	23	83634-R02-000	18	21	90038-R02-000	7	6	90075-R02-000	3	24
64334-R02-000	18	17	83635-R02-000	18	22	90039-R02-000	7	16	90076-R02-000	6	4
64334-R02-000	18	29	83636-R02-000	19	15	90040-R02-000	7	8	90077-R02-000	5	22
64334-R02-000	19	10	83637-R02-000	13	12	90041-R02-000	5	11	90078-R02-000	5	26
64400-R02-000	18	16	83637-R02-000	18	20	90042-R02-000	8	4	90079-R02-000	5	20
64403-R06-000	28	17	83637-R02-000	19	12	90043-R02-000	8	32	90080-R02-000	5	7
64404-R06-000	28	3	83637-R02-000	25	6	90044-R02-000	7	19	90081-R02-000	5	21
64405-R06-000	28	4	83637-R02-000	26	21	90045-R02-000	11	3	90082-R02-000	5	28
64407-R06-000	28	5	83638-R02-000	18	24	90046-R02-000	5	15	90083-R02-000	9	5
64408-R06-000	28	6	83640-R02-000	18	27	90046-R02-000	8	24	90085-R02-000	8	14
64500-R02-000	18	15	84701-R02-000	26	20	90046-R02-000-02	3	15	90086-R02-000	8	31
64505-R06-000	28	18	87155-R06-000	16	38	90046-R02-000-04	3	28	90087-R02-000	5	12
64506-R06-000	28	15	87156-R06-000	16	39	90046-R02-002-01	3	11	90088-R02-000	5	18
64710-R02-000	19	6	90001-R02-000	5	29	90047-R02-000	3	29	90089-R02-000	5	5
64711-R06-000	28	1	90002-R02-000	7	20	90048-R02-000	2	35	90090-R02-000	5	3
64712-R06-000	28	13	90004-R02-000	5	8	90048-R02-000	4	23	90091-R02-000	7	24

DISEGNO DRAWING DESSIN ZEICHNUNG	TAVOJA DRAWING TABLE BILD	INDEX NO. POS. N.
90097-R02-000	11	18
90098-R02-000	5	6
90098-R02-000	5	17
90099-R02-000	5	31
90100-R02-000	5	13
90101-R02-000	9	36
90101-R02-000	24	4
90107-R02-000	22	31
90108-R02-000	20	4
90111-R02-000	11	26
90114-R02-000	17	15
90114-R02-000	17	46
90115-R02-000	17	11
90115-R02-000	18	23
90116-R02-000	17	29
90117-R02-000	26	30
90121-R02-000	16	6
90126-R02-000	16	25
90128-R02-000	23	12
90138-R02-000	13	17
90138-R02-000	18	19
90140-R02-000	27	9
90146-R02-000	23	14
90149-R02-000	18	12
90200-R06-000	6	25
90201-R02-000	11	10
90202-R02-000	11	7
90204-R02-000	4	17
90204-R02-000	9	27
90204-R02-000	16	33
90204-R02-000	18	11
90204-R02-000	21	18
90204-R02-000	24	14
90204-R02-000	25	9
90204-R02-000	26	4
90204-R02-000	26	13
90204-R02-000	27	34
90305-R02-000	23	20
90306-KFO-000	16	27
90037-R02-000	16	7
90421-R02-000	14	3
90501-R02-000	9	35
90501-R02-000	24	5
90506-R02-030	16	4
90506-R02-040	16	4
90506-R02-050	16	4
90506-R02-070	16	4
90506-R02-080	16	4
90506-R02-120	16	4
90506-R02-000	16	4
90522-R02-000	23	13
90668-R02-000	14	52
90668-R02-000	27	27
90801-R02-000	14	10
91102-R02-000	2	6
91201-R02-000	6	16
92201-R02-000	5	39
92800-R02-000	5	36
93201-04014-0A	26	26
93201-05012-1A	17	30
93201-06010-1A	14	49
93201-06022-0G	2	22
93201-06035-0A	13	14
93201-R02-000	5	41
93500-05016-0H	11	19
93600-06014-0H	9	9
93700-05010-0A	14	26
93901-42120	14	21
94001-06080-0S	9	31
94001-06080-0S	24	3
94001-85000-0S	17	37
94001-86000-0S	26	8
94002-0800	27	16
94021-06020-08	21	13
94050-06000	25	39
94050-06800	25	40
94101-05800	17	14
94101-06000	25	22
94101-06800	13	15
94101-06800	14	46
94101-06800	16	32
94101-06800	21	10
94101-08800	21	8
94101-10800	22	21
94101-R02-000	14	8
94101-R02-000	18	57
94111-05000	8	25
94111-06000	21	14
94111-06000	25	13
94111-06000	25	41
94111-06000	26	9
94111-06000	27	43
94111-06800	3	10
94111-06800	4	12
94111-06800	13	16
94111-06800	14	50
94401-16150	7	4
94510-12000	4	4
94510-15000	8	37
94510-20000	8	5
94510-22000	8	30
94511-14000	9	25
94521-16000	13	3
94540-05018	14	30
95003-10041-10	27	20
95003-11040-10	10	15
95003-19060-10	4	18
95600-06014-08	3	9
96100-63043-00	5	24
96130-62050-10	14	2
96143-60044-10	23	10
96153-63024-10	22	4
96153-63024-10	23	3
96211-08000	14	40
96700-00025-07	17	5
96700-05014-0A	14	27
96700-06010-00	27	38
96700-06012-00	25	12
96700-06012-00	27	6
96700-06014-08	4	11
96700-06014-08	27	37
96700-06016-07	17	6
96700-06016-08	10	24
96700-06016-08	14	45
96700-06018-00	26	19
96700-06018-00	26	25
96700-06018-08	9	26
96700-06018-08	15	2
96700-06020-00	25	21
96700-06020-08	21	17
96700-06020-08	24	19
96700-06022-08	4	15
96700-06022-08	9	38
96700-06022-08	24	13
96700-06025-08	9	29
96700-06025-08	26	23
96700-06025-08	27	26
96700-06050-00	16	31
96700-06055-00	25	14
96700-08022-08	14	18
96700-08022-08	24	36
96700-08025-08	14	31
96700-08030-08	15	7
96700-08035-08	15	8
96700-08040-08	21	7
96700-08050-08	16	37
96700-08070-08	14	7
96700-08080-08	14	13
96700-10025-00	15	10
96700-10040-00	17	3
98112-R02-000	26	7
98144-R02-000	27	8
98149-R02-000	26	10